



**UTT ASSET MANAGEMENT AND
INVESTOR SERVICES PLC (UTT AMIS)**

**ANNUAL REPORT FOR
REGULAR INCOME UNIT TRUST
SCHEME (JIKIMU FUND)**

Jikimu 
Income Scheme
LIVE WELL ...YOU DESERVE IT

**FOR THE YEAR ENDED
30 JUNE 2024**

TABLE OF CONTENTS

1.	Timetable and Agenda Items	ii
2.	Minutes of the 11 th Annual General Meeting	1
3.	Matters Arising from the 11 th Annual General Meeting	13
4.	Chairman's Statement	16
5.	Statement of the Custodian	20
6.	Report of the Independent Auditors	22
7.	Report of the Audited Financial Statements	25
8.	Manager's Report	30
9.	UTT AMIS News Bulletin	37

LIVE WELL ...YOU DESERVE IT



**UTT ASSET MANAGEMENT AND
INVESTOR SERVICES PLC (UTT AMIS)**



**ANNUAL GENERAL MEETING FOR REGULAR INCOME UNIT TRUST
SCHEME ON SATURDAY, NOVEMBER 16, 2024 AT THE JULIUS
NYERERE INTERNATIONAL CONVENTION CENTRE, STARTING AT
12:30PM**

TIMETABLE AND AGENDA ITEMS

S/N	TIME	ACTIVITES	RESPONSIBLE PERSON(S)
1.	12.30 - 02.00	Arrival and Registration of Investors	Investors / Administration
2.	02.00 - 02.10	Announcements and other Administrative Matters	MC / Administration
3.	02.10 - 02.15	Confirmation of Quorum and Opening of the Meeting	Board Chairman
4.	02.15 - 02.30	Introduction of Directors, Management and Service Providers	Managing Director
5.	02.30 - 02.40	Confirmation of Minutes of the 11 th Annual General Meeting	All
6.	02.40 - 02.55	Matters Arising from the 11 th Annual General Meeting	Managing Director
7.	02.55 - 03.25	Chairman's Statement	Board Chairman
8.	03.25 - 03.40	Presentation of Annual Reports:- 1. Statement of the Custodian 2. Report of the Independent Auditors on the Summary of Financial Statements 3. Report on the Audited Financial Statements	CRDB KPMG Director of Finance and Planning
9.	03.40 - 04.10	Presentation of Manager's Report on Investments	Director of Investment and Property Management
10.	04.10 - 04.30	Comments, Questions and Answers Session	Board Members / Management
11.	04.30 - 04.45	Closing of the Meeting	Board Chairman

2

Minutes of the
12th Annual General
Meeting

WALIOHUDHURIA (Kiambatisho "A")

BODI YA WAKURUGENZI

1. Dkt. Judika L. King'ori - Mkurugenzi wa Bodi
2. Bw. Paul A. Maganga - Mkurugenzi wa Bodi
3. Bi. Neema J. Jones - Mkurugenzi wa Bodi
4. Bw. Simon M. Migangala - Mkurugenzi Mtendaji

WAJUMBE WA KAMATI ZA BODI YA WAKURUGENZI

1. Dkt. F. Magambo - Mjumbe wa Kamati ya Bodi
2. Bw. D. Olesumayan - Mjumbe wa Kamati ya Bodi

WASIOHUDHURIA KWA TAARIFA

1. Bw. Daniel Olesumayan - Mjumbe wa Kamati ya Bodi

MENEJIMENTI NA WAFANYAKAZI WA KAMPUNI YA UWEKEZAJI YA UTT AMIS

- | | |
|------------------------|-----------------------|
| 1. Bw. I. Wahichinenda | 21. Bw. B. Lukinga |
| 2. Bw. D. Mbagu | 22. Bw. A. Mushi |
| 3. Bw. S. Bujiku | 23. Bw. W. Ramadhan |
| 4. Bw. S. Kaniki | 24. Bi. J. Njovu |
| 5. Bw. R. Mwanga | 25. Bi. V. Maheri |
| 6. Bw. M. Kimario | 26. Bi. D. Milenge |
| 7. Bi. J. Swai | 27. Bi. W. Malya |
| 8. Bw. P. Ndunguru | 28. Bi. H. Lashkoni |
| 9. Bi. V. Abuogo | 29. Bw. A. Mabruk |
| 10. Bw. F. Bwalya | 30. Bw. A. Ambari |
| 11. Bw. B. John | 31. Bw. J. Nyambo |
| 12. Bi. J. Mlimbila | 32. Bw. S. Ivambi |
| 13. Bw. D. Balima | 33. Bi. S. Kapufi |
| 14. Bw. M. Balati | 34. Bi. Y. Masanyoni |
| 15. Bw. H. Mnongane | 35. Bi. A. Laurent |
| 16. Bw. B. Liwali | 36. Bi. T. Mpiluka |
| 17. Bw. C. Chanjarika | 37. Bi. E. Simon |
| 18. Bw. J. Joseph | 38. Bw. M. Mchanjila |
| 19. Bi. R. Maruma | 39. Bw. J. Mwangomola |
| 20. Bw. J. Masoud | 40. Bi. M. Minja |

41. Bw. C. Josiah
42. Bi. M. Mashiku
43. Bw. F. Lushinge
44. Bi. D. David
45. Bw. S. Khatib
46. Bi. P. Kasilati
47. Bw. F. Mzoo
48. Bi. V. Mashindano
49. Bi. A. Omari
50. Bw. A. Kandila
51. Bi. L. Malimiru
52. Bi. A. Alex
53. Bw. D. Makassy
54. Bw. Straton Rugaitika

1.0 AKIDI NA KUFUNGUA MKUTANO

Mwenyekiti alifungua mkutano saa 08:15 Mchana kwa kuwakaribisha wajumbe walioweza kuhudhuria Mkutano wa 12 wa Mfuko wa Jikimu. Hii ilikuwa baada ya wajumbe kupata taarifa ya akidi, ambayo ilionyesha kwamba Wajumbe wenye vipande waliohudhuria walikuwa 115. Majina yao yameambatanishwa kwenye Kumbukumbu hizi kama Kiambatisho "A". Mkurugenzi Mtendaji alitoa taarifa kwamba idadi ya Vipande vilivyowakilishwa ni 29,807,510.89 kati ya jumla ya Vipande 148,107,218.285 vya Mfuko. Kwa mujibu wa mahudhurio vipande vilivyowakilishwa vilikuwa ni asilimia 20.13 ya jumla ya vipande vyote vya Mfuko na hivyo Mkutano ungeweza kuanza kwa sababu akidi inayohitajika kwenye Waraka wa Makubaliano (Deed of Trust) ni asilimia 10.

2.0 DONDOO/AJENDA ZA MKUTANO

Wajumbe walikubaliana na dondoo/ajenda zifuatazo: -

1. Akidi na Kufungua Mkutano
2. Kuthibitisha Dondoo/Ajenda za Mkutano
3. Utambulisho
4. Kuthibitisha Kumbukumbu za Mkutano Uliopita
5. Yatokanayo na Kumbukumbu za Mkutano Uliopita
6. Taarifa ya Mwenyekiti
7. Taarifa ya Mwangalizi wa Mfuko
8. Taarifa ya Mkaguzi wa Mfuko
9. Taarifa ya Hesabu za Mfuko
10. Taarifa ya Meneja wa Mfuko Kuhusu Uwekezaji
11. Kipindi cha Maswali na Majibu
12. Kufunga Mkutano

3.0 UTAMBULISHO

Mkurugenzi Mtendaji wa Kampuni ya Uwekezaji ya UTT AMIS aliwatambulisha Wajumbe wa Bodi ya Wakurugenzi ya Kampuni ya UTT AMIS, Wajumbe wa kamati za Bodi na Wawakilishi wa Mamlaka ya Masoko ya Mitaji na Dhamana (CMSA). Aliendelea kuwatambulisha pia Mwakilishi wa Benki ya CRDB ambayo ni Mwangalizi wa Mfuko, Wawakilishi wa Kampuni ya KPMG inayotoa Huduma za Ukaguzi wa Hesabu za Mfuko pamoja na Mwakilishi kutoka ofisi ya Hazina ambayo inasimamia Taasisi za serikali. Mkurugenzi Mtendaji alimalizia kwa kutambulisha Menejimenti ya UTT AMIS Pamoja na wafanyakazi wote waliokuwepo Mkutanoni kwa ujumla.

4.0 KUTHIBITISHA KUMBUKUMBU ZA MKUTANO ULIOPITA

Baada ya kuzipitia Kumbukumbu za Mkutano wa kumi na moja kifungu kwa kifungu, wajumbe wote kwa kauli moja walipitisha na kuthibitisha Kumbukumbu za Mkutano wa kumi na moja (11) uliofanyika tarehe 20 November 2022.

5.0 YATOKANAYO NA KUMBUKUMBU ZA MKUTANO ULIOPITA

Hakukuwa na yatokanayo na Mkutano uliopita.

6.0 TAARIFA YA MWENYEKITI

- 6:1 Mwenyekiti aliwasilisha taarifa ya Mfuko wa Jikimu kwa mwaka wa fedha ulioishia Juni 30, 2023. Alianza kwa kuwakaribisha wajumbe kwenye Mkutano Mkuu wa 12 wa Mwaka wa Wawekezaji wa Mfuko wa Kujikimu. Alitoa shukrani kwa wawekezaji wa Mfuko wa Jikimu kwa kuendelea kuwa na imani na UTT AMIS hasa katika kipindi cha mwaka 2023 na kuendelea kufuatilia maendeleo ya Mfuko.
- 6.2 Taarifa ya Mwenyekiti iliendelea kueleza kwamba katika kipindi cha mwaka ulioishia tarehe 30 Juni, 2023, utendaji wa Mfuko uliendelea kuwa mzuri. Faida kwa wawekezaji ilikuwa kubwa ikilinganishwa na kigezo linganifu (Performance Benchmark) ikiwa ni wastani wa faida ya asilimia kumi na nne (14.0%) ikilinganishwa na asilimia kumi na tatu (13.6%) ya mwaka ulioishia tarehe 30 June 2022. Faida iliyopatikana iko sawa na maendeleo ya soko na ni kubwa kuliko kigezo linganifu cha asilimia 7.6 katika kipindi cha mwaka wa fedha kilichoishia tarehe 30 June 2023. Katika kipindi cha mwaka wa fedha ulioishia Juni 2023, thamani ya mfuko iliongezeka kutoka shilingi bilioni 18.5 iliyofikiwa Tarehe 30 Juni 2022 hadi Shilingi bilioni 20.0 tarehe 30 Juni, 2023. Mwakilishi wa Mwenyekiti aliwaeleza wawekezaji kuwa, ongezeko hili la thamani ya Mfuko limetokana na faida nzuri inayopatikana,

matumizi ya teknolojia katika kufanya miamala ya uwekezaji, kuongezeka kwa Imani na elimu juu ya faida zinazopatikana kupitia Mifuko ya uwekezaji wa pamoja.

- 6.3 Taarifa ya Mwenyekiti iliwajulisha wawekezaji kuwa wakati dunia inaendelea kupata ahueni juu ya athari za UVIKO 19 na madhara ya vita nchini Ukraine, hali ya uchumi kwa mujibu wa machapisho ya Ofisi ya Taifa ya Takwimu, imeendelea kuimarika na kukua kwa asilimia 4.7 kwa mwaka 2022 na kiwango cha asilimia 5.4 na asilimia 5.2 kwa robo ya kwanza na ya pili kwa mwaka 2023. Aidha, ukuaji wa uchumi wa Tanzania umekuwa zaidi ya ukuaji katika nchi za ukanda wa Jangwa la Sahara na nchi za ukanda wa Ushirikiriano wa Maendeleo Kusini mwa Afrika (SADC ambao ni asilimia 3.5. Hata hivyo, kwa mujibu wa taarifa za Benki Kuu ya Tanzania, ya kipindi cha robo mwaka kilichoishia Tarehe 30 Juni, 2023, mfumko wa bei ulikuwa ni asilimia 4.0, ikilinganishwa na wastani wa asilimia 12.6 kwa nchi za Afrika Mashariki na asilimia 17.1 kwa nchi za ukanda wa SADC. Kwa kipindi cha mwaka mmoja uliopita. Viwango vya riba katika soko havikubadilika sana, ikiashiria uimara wa soko kwa ujumla. Kwa upande mwingine, thamani ya shilingi ya Tanzania dhidi ya dola ya Marekani ilipungua kidogo kwa kiwango cha asilimia 1.0 na kuongezeka thamani dhidi ya fedha za baadhi ya nchi za Afrika Mashariki kwa viwango vya hadi asilimia 15.0.
- 6.4 Kuhusu maendeleo ya Soko la Mitaji na Dhamana ambalo utendaji wake hupimwa kwa kuangalia mabadiliko ya Fahirisi (Tanzania Share Index), imeonesha kuwa na maendeleo mazuri. Katika kipindi cha mwaka kilichoishia tarehe 30 Juni, 2023, kumekuwa na ongezeko la asilimia 4.1 ambapo iliongezeka toka 3,928.5 tarehe 30 Juni 2022 hadi 4,091.8 tarehe 30 Juni 2023. Ongezeko hilo ni chini ya lile la tarehe 30 Juni, 2022 ambalo lilikuwa ni asilimia 7.5. Hii inamaanisha kuwa, kwa kipindi cha mwaka ulioishia tarehe 30 Juni, 2023, bei za Hisa kwa ujumla ziliongezeka japo kwa kiwango kidogo ikilinganishwa na mwaka uliopita. Sababu za kupanda kwa bei za Hisa kulichagizwa na utendaji mzuri wa Makampuni yaliyoorodheshwa katika Soko la Hisa la Dar es Salaam, kuongezeka imani kwa wawekezaji wa ndani na wa nje ya nchi na kuboreshwa kwa mazingira ya uwekezaji hapa nchini. Shukurani zilitolewa kwa Rais wa Jamhuri ya Muungano wa Tanzania, Mheshimiwa Samia Suluhu Hassan na Serikali kwa ujumla kwa kuendelea kusimamia na kuweka mazingira bora ya biashara.
- 6.5 Wawekezaji walielezwa kupitia taarifa ya Mwenyekiti kuwa viashiria vya kiuchumi

vinaonesha kwamba Kampuni uwekezaji ya UTT AMIS pamoja na Mifuko inayoismamia imeendelea kufanya vizuri. Kwa upande wa thamani ya Mifuko imeongezeka kutoka Shilingi bilioni 996.5 tarehe 30 Juni, 2022 hadi kufikia Shilingi trilion 1.535 tarehe 30 Juni, 2023. Hili ni ongezeko la shilingi bilioni 538.9, sawa na asilimia 54.0 ikilinganishwa na ongezeko la shilingi bilioni 383.7, sawa na asilimia 62.6 kwa mwaka uliotangulia. Ongezeko la ukubwa wa Mifuko umetokana na ongezeko la idadi ya Wawekezaji 47,480, sawa na asilimia 24 waliojiunga katika Mifuko kwa mwaka 2023 ikilinganishwa na Wawekezaji 29,832, sawa na asilimia 17 waliojiunga mwaka wa fedha uliotangulia. Kama nilivyosema hapo awali kwamba mifuko yote imetoa faida nzuri kwa wawekezaji wake. Faida kwa mfuko wa Jikimu ilikuwa asilimia 14.0.

6.6 Mwenyekiti alieleza kuwa, Kampuni ya UTT AMIS imeendelea na utekelezaji wa Mpango Mkakati wake wa miaka mitano unaoishia Mwezi wa Juni Mwaka 2024 ambao umeweka kipaumbele katika matumizi ya teknolojia. UTT AMIS imeendelea kuboresha mifumo ya undeshaji wa mifuko kupitia teknolojia ili kufanya taratibu za uwekezaji kuwa rafiki na rahisi zaidi. Teknolojia inayotumika inajumuisha utoaji wa huduma kwa wawekezaji kwa kutumia simu za kiganjani na matumizi ya mifumo ya kibenki iliyounganishwa na mifumo ya UTT AMIS ili kuboresha mtiririko wa miamala ya uwekezaji. Lengo la uunganishwaji huu ni kuongeza tija na ufanisi kwa kupunguza mlolongo wa hatua za uchakataji wa miamala inayofanywa kwa njia za kibenki. Katika kipindi kilichoishia tarehe 30 Juni, 2023, UTT AMIS imekamilisha uunganishaji wa mifumo yake na mifumo ya Benki za NMB, Benki ya Taifa ya Biashara (NBC) na Benki ya Stanbic. Aidha, UTT AMIS imeendelea na miradi ya kuunganisha na mifumo ya Benki ya EXIM, Benki ya Absa, Benki ya KCB, Benki ya Watu wa Zanzibar, Benki ya DCB na Benki ya UBA ambayo ipo katika hatua mbalimbali za utekelezaji. Ni matumaini yangu kuwa pindi miradi hii itakapokamilika, miamala ya kidijitali, ambayo sasa ni asilimia 70 itaongezeka na kufikia asilimia ya juu zaidi. Mwakilishi wa Mwenyekiti aliwahakikishia wawekezaji kuwa, Kampuni ya UTT AMIS itaendelea kuelimisha umma juu ya manufaa ya matumizi ya njia za kidijitali katika uwekezaji huku ikiendelea kuwekeza katika mifumo mipya ili kutoa huduma bora zaidi kipindi kijacho.

6.7 Aidha, Wawekezaji walijulishwa kuwa, kwa kipindi cha miaka minne ya utekelezaji wa Mpango Mkakati wa Kampuni ya uwekezaji ya UTT AMIS unaoishia Juni 2024 kumekuwa na mafanikio makubwa zaidi ya ilivyotarajiwa. Tukiwa

tumbakiwa na mwaka mmoja wa utekelezaji wa mpango mkakati huo, Kampuni imeshaanza kuandaa mpango mkakati mpya wa miaka mitano mpaka mwaka 2029 huku ikiendelea kukamilisha vipaumbele vilivyoainishwa kwenye mpango mkakati wa sasa, ikiwemo kuboresha mifuko na huduma kwa wawekezaji pamoja na kubainisha fursa nyingine za kibiashara kwa manufaa ya wawekezaji, Serikali pamoja na wadau wengine. UTT AMIS itaendelea kuboresha uendeshaji wa mifuko ili uwe wa kisasa zaidi na kuhakikisha wawekezaji wanapata faida shindani na nzuri kuendana na hali ya soko.

6.8 Mwisho, Katika kuhitimisha taarifa yake, Mwenyekiti aliwashukuru wote kwa ushirikiano na imani yao kwa UTT AMIS na Mfuko wa Jikimu kwa kipindi chote cha mwaka ulioishia tarehe 30 Juni 2023. Kwa namna ya kipekee aliishukuru Serikali kupitia Wizara ya Fedha, Ofisi ya Msajili wa Hazina, Mamlaka ya Masoko ya Mitaji na Dhamana, Msimamizi wa Mifuko ambaye ni Benki ya CRDB, Soko la Hisa la Dar es Salaam pamoja na Madalali wake, Wajumbe wenzake wa Bodi ya Wakurugenzi, Wafanyakazi wa UTT AMIS na Wadau wote ambao wameendelea kuiwezesha UTT AMIS kutekeleza majukumu yake katika mwaka huu wa fedha. Alieleza matumaini yake kuwa ushirikiano huu utaendelea kwa manufaa ya Wawekezaji na maendeleo ya Soko la Mitaji na Sekta ya Fedha hapa Nchini kwetu.

7.0 TAARIFA YA MWANGALIZI WA MFUKO

7.1 Mwakilishi wa Benki ya CRDB ambaye ni Mwangalizi wa Mfuko wa Jikimu, aliwasilisha Taarifa iliyooleza kwamba, kama waangalizi wa Mfuko wa Jikimu, wana jukumu la kusimamia na kuhakikisha kwamba utendaji wa meneja wa mfuko unaendana/ unazingatia waraka wa makubaliano ili kuhakikisha maslahi bora ya wenye vipande. Katika utekelezaji wa kazi hiyo, mwangalizi wa mfuko ana majukumu yafuatayo; Uangalizi wa mali za mfuko, kuhakikisha meneja wa mfuko anatumia njia/mbinu sahihi katika kukokotoa mahesabu ya thamani ya mfuko sambamba na mkataba wa makubaliano, na pia kuhakikisha viwango vya uwekezaji vinazingatiwa.

7.2 Mwakilishi huyo alieleza kuwa Katika kipindi cha mwaka wa fedha, kilichoanzia tarehe 01.07.2022 mpaka 30.06.2023, Benki ya CRDB kama mwangalizi wa mfuko wa Jikimu, imeendelea uangalizi wa mwenendo wa shughuli za meneja wa mfuko, utekelezaji wake na kuangalia changamoto kwenye uwekezaji.

7.3 Mwakilishi wa Benki ya CRDB alihitimisha kwa kuwathibitishia Wawekezaji wa Mfuko kwamba

shughuli za uwekezaji kwenye mfuko wa Jikimu na wajibu wa meneja wa mfuko (UTT AMIS), vimeendeshwa/ vimetekelezwa kufuatana na vipengele vya waraka wa makubaliano. Tukizingatia suala la imani/ uaminifu wa wenye vipande kwenye mfuko, tunathibitisha kwamba maslahi ya wenye vipande ndani ya mfuko wa Jikimu yanalindwa na kuzingatiwa ipasavyo, na meneja ameendesha mfuko kulingana na waraka wa makubaliano.

8.0 TAARIFA YA MWAKA KUHUSU UKAGUZI WA HESABU ZA MFUKO WA JIKIMU

- 8.1 Mwakilishi kutoka Shirika la Wahasibu la KPMG ambao ni Wakaguzi wa Mfuko aliwasilisha Muhtasari wa Taarifa kuhusu ukaguzi wa Hesabu za Mfuko kwa mwaka ulioishia tarehe 30 Juni, 2023. Alieleza kuwa Taarifa ya Hesabu za Mfuko zilizowasilishwa yaani Taarifa ya Mapato na Matumizi, Taarifa ya Urari wa Hesabu za Mfuko, Taarifa ya Mabadiliko ya Thamani ya Mfuko na Taarifa ya Mtiririko wa Fedha umetayarishwa kutoka katika taarifa kamili ya ukaguzi ya Mfuko wa Jikimu kwa kipindi cha mwaka ulioishia tarehe 30 Juni 2023.
- 8.2 Taarifa ilieleza kuwa Muhtasari wa taarifa ya hesabu za fedha haioneshi taarifa zote kwa mujibu wa viwango vya kimataifa vya utoaji wa taarifa za kifedha (International Financial Reporting Standards (IFRS)). Taarifa ya wakaguzi iliendelea kusema Muhtasari huu wa hesabu pamoja na hii taarifa yetu siyo mbadala wa taarifa kamili ya hesabu za kifedha iliyokaguliwa. Muhtasari wa hesabu za kifedha pamoja na taarifa kamili ya hesabu zilizokaguliwa haijumuishi matukio au miamala baada ya tarehe za taarifa ya hesabu za fedha zilizokaguliwa.
- 8.3 Pia taarifa ilieleza kwamba maoni ya ukaguzi (audit opinion) yasiyokuwa na kasoro juu ya taarifa kamili ya ukaguzi wa hesabu za fedha za Mfuko yalitolewa kwenye taarifa ya tarehe 11 November, 2023 kwa mwaka wa fedha ulioishia tarehe 30 Juni, 2023. Taarifa kwa mwaka wa fedha ulioishia tarehe 30 Juni, 2023 inajumuisha mambo mengine muhimu juu ya ukaguzi wa hesabu za Mfuko.
- 8.4 Mwakilishi huyo alihitimisha taarifa yake kwa kueleza kuwa majukumu yao kama wakaguzi wa hesabu za Mfuko ni kutoa maoni kama muhtasari wa hesabu za Mfuko unaendana na taarifa kamili ya ukaguzi wa hesabu za fedha na kwa mujibu wa taratibu zao za ukaguzi, ukaguzi ambao ulifanywa kwa mujibu wa viwango vya kimataifa vya ukaguzi (International Standards on Auditing-ISA) 810 (kama ilivyorekebishwa), kuhusu "Kazi za kuripoti juu ya Muhtasari wa

taarifa za fedha".

9.0 TAARIFA YA MWAKA KUHUSU HESABU ZA MFUKO WA JIKIMU

Mkurugenzi wa Fedha na Mipango wa Kampuni ya Uwekezaji ya UTT AMIS aliwasilisha Taarifa ya Hesabu za Mfuko kwa kipindi cha mwaka wa fedha ulioishia tarehe 30 Juni, 2023.

- 9.1 Mkurugenzi aliwaomba wawekezaji kusoma taarifa kwa kulinganisha hali ya utendaji wa Mfuko kwa miaka miwili (2) iliyoishia mwezi Juni, 2023 na Juni 2022 na kwamba taarifa imegawanyika katika sehemu kuu nne, ambazo ni Taarifa ya Mapato na Matumizi (Statement of Profit or Loss and Other Comprehensive Income), Taarifa ya Urari wa Hesabu za Mfuko (Statement of Financial Position), Taarifa ya Mabadiliko ya Thamani ya Mfuko (Statement of Changes in Net Assets Attributable to Unit Holders) na Taarifa ya Mtiririko wa Fedha (Statement of Cash Flows).
- 9.2 Kwa upande wa Mapato na Matumizi, Taarifa ilieleza kuwa, katika kipindi cha mwaka ulioishia tarehe 30 Juni, 2023, jumla ya Mapato ya Mfuko yalikuwa Shilingi 3,018,406,000/= ikilinganishwa na Mapato ya Shilingi 2,927,585,000/= kwa mwaka ulioishia tarehe 30 Juni, 2022. Kuongezeka kwa mapato kunatokana na kuongezeka kwa viwango vya faida ya uwekezaji katika maeneo mbalimbali ya uwekezaji kutokana na mabadiliko ya soko. Pia ilielezwa kuwa jumla ya Gharama za Uendeshaji kwa mwaka ulioishia tarehe 30 Juni, 2023 zilikuwa Shilingi 497,016,000/= ikilinganishwa na Shilingi 485,484,000/= kwa mwaka ulioishia tarehe 30 Juni, 2022, hivyo kufanya Mapato baada ya kutoa gharama za uendeshaji na kabla ya kodi kuwa Shilingi 2,521,390,000/= ikilinganishwa na Mapato ya Shilingi 2,442,101,000/=mwaka ulioishia tarehe 30 Juni, 2022. Mfuko ulilipa gawio kwa wawekezaji wake kiasi cha shilingi 1,432,862,000 kwa mwaka ulioishia tarehe 30 Juni 2023 ikilinganishwa na shilingi 1389,365,000 kwa mwaka wa fedha ulioishia 30 Juni 2022, Kodi iliyotowazwa na Serikali ilikuwa Shilingi 14,746,000/= ikilinganishwa na Shilingi 14,936,000/= kwa mwaka wa fedha 2022. Hivyo, Mfuko ulibaki na Faida Halisi (baada ya Kodi na Matumizi) ya Shilingi 1,073,782,000/= ikilinganishwa na Shilingi 1,037,800,000/= mwaka ulioishia tarehe 30 Juni, 2022.
- 9.3 Kwa upande wa Urari wa Hesabu za Mfuko, ilielezwa kuwa, Rasilimali za Mfuko zilikuwa ni Shilingi 20,130,751,000/= mnamo tarehe 30 Juni, 2023, ikilinganishwa na Shilingi 18,402,165,000/= mnamo tarehe 30 Juni, 2022. Dhima za Mfuko zilikuwa na jumla ya Shilingi 787,678,000/= mnamo tarehe 30 Juni, 2023, ikilinganishwa na

Shilingi 519,501,000/= mnamo tarehe 30 Juni, 2022. Kutokana na taarifa hiyo, thamani halisi ya Mfuko tarehe 30 Juni, 2023 ilikuwa ni Shilingi 19,343,073,000/= ikilinganishwa na Shilingi 17,882,664,000/= Tarehe 30 Juni 2022.

9.4 Kwa upande wa Taarifa ya Mabadiliko ya Thamani ya Mfuko, thamani ya Mfuko Mwanzoni mwa Mwaka wa fedha ulioishia 30 Juni 2023 ilikuwa Shilingi 17,882,664,000/= ikilinganishwa na Shilingi 17,120,444,000/= mwanzoni mwa Mwaka wa fedha ulioishia 30 Juni 2022. Ongezeko kutokana na faida ya Mfuko kwa kipindi cha mwaka ulioishia Juni 2023 ilikuwa ni Shilingi 1,073,782,000/= ikilinganishwa na Shilingi 1,037,800,000/= kwa mwaka linganishi ulioishia tarehe 30 Juni, 2022. Kwa upande wa miamala ya wenye vipande, mfuko ulipokea (net sales) kiasi cha Shilingi 386,627,000/= kwa mwaka wa fedha ulioishia 30 Juni 2023 ikilinganishwa na malipo(Net repurchase) ya kiasi cha Shilingi 275,580,000/= kwa mwaka ulioishia tarehe 30 Juni, 2022. Miamala hiyo imepelekea mabadiliko ya thamani halisi ya Mfuko kwa mwaka ulioishia tarehe 30 Juni, 2023, kuwa Shilingi 19,343,073,000/= ikilinganishwa na Shilingi 17,882,664,000/= kwa mwaka 2022.

9.5 Kwa upande wa Taarifa ya Mtiririko wa Fedha, ilielezwa kuwa fedha halisi iliyotokana na shughuli za uendeshaji kabla ya marekebisho ya mtaji kwa mwaka ulioishia tarehe 30 Juni, 2023, ilikuwa Shilingi 1,073,782,000/= ikilinganishwa na Shilingi 1,037,800,000/= kwa mwaka ulioishia tarehe 30 Juni, 2022. Fedha halisi iliyopatikana kutoka kwenye shughuli za Uendeshaji baada ya marekebisho ya mtaji na kodi ya Serikali ilikuwa Shilingi 1,331,206,000/= ikilinganishwa na Shilingi 1,602,312,000/= / = kwa mwaka wa fedha 2022. Miamala ya Amana kwa wawekezaji ilipelelekea pungufu ya fedha kiasi cha shilingi 865,002,000/= tarehe 30 Juni, 2023 ikilinganishwa na pungufu ya fedha kiasi cha shilingi 1,667,304,000/= tarehe 30 Juni, 2022. Miamala hiyo ilipelekea kubaki na salio la fedha kiasi cha Shilingi 466,204,000/= Mwaka wa fedha ulioishia 30 Juni, 2023 ukilinganisha na Pungufu ya Shilingi 64,992,000/= 30 Juni, 2022. Aidha Mfuko ulikuwa na akiba ya Fedha kiasi cha Shilingi 238,109,000/= mwanzoni mwa mwaka wa fedha 2023 ikilinganishwa na Akiba ya ya Shilingi 303,101,000/= mwanzoni mwa Mwaka wa Fedha 2022, Mfuko umeweza kubaki na Akiba ya fedha taslimu kiasi cha Shilingi 704,313,000/=, mwishoni mwa mwaka ulioishia tarehe 30 Juni, 2023 ikilinganishwa na Shilingi 238,109,000/=, mwishoni mwa mwaka wa fedha wa 2022.

10.0 TAARIFA YA MENEJA WA MFUKO KUHUSU UWEKEZAJI

Mkurugenzi wa Idara ya Uendeshaji ya Kampuni ya Uwekezaji ya UTT AMIS aliwasilisha Taarifa ya Meneja kuhusu uwekezaji katika kipindi cha mwaka wa fedha ulioishia tarehe 30 Juni, 2023.

10.1 Taarifa ilieleza kuwa kwa muda wa mwaka mmoja mfuko wa Jikimu umelipa gawio lenye zaidi ya thamani ya shilingi bilioni 1.0 sawa na shilingi 12.0 kwa kila kipande. Thamani ya kipande iliongezeka kutoka shilingi 153.7 mwaka 2022 hadi kufikia shilingi 166.1 mwaka 2023. Aidha, faida jumishi na gawio kwa mwaka ni asilimia 14.0. Ukubwa wa mfuko uliongezeka kwa shilingi bilioni 1.5 (asilimia 8.1) hadi kufikia shilingi bilioni 20.0 ikilinganishwa na shilingi bilioni 18.5 mwaka uliopita 2022.

10.2 Taarifa iliendelea kueleza kuwa katika kipindi cha mwaka wa fedha 2022/23, UTT AMIS PLC kama meneja wa Mfuko alitumia uzoefu na weledi alionao katika kuhakikisha mfuko unafikia mgawanyo anuai wa rasilimali kwenye uwekezaji wake wenye kuleta tija huku akizingatia sera na miongozo mbalimbali inayotumiwa kwenye uwekezaji. Hadi kufikia tarehe 30 Juni, 2023 mgawanyo anuai wa rasilimali za mfuko wa Jikimu umeweza kiasi cha asilimia 27.7 kwenye hisa, kiasi cha asilimia 70.0 kwenye dhamana za serikali za muda mrefu na asilimia 2.3 kwenye amana za benki za muda mfupi. Mfuko uliwekeza zaidi kwenye dhamana za serikali za muda mrefu ili kujipatia mapato ya uhakika kwa muda mrefu. Aidha, uwekezaji katika amana za benki za muda mfupi (call account) umefanywa ili kukidhi mahitaji ya uendeshaji wa mfuko ikiwemo kulipa fedha kwa wawekezaji pindi wanapouza vipande vyao.

10.3 Faida ya Mfuko wa Jikimu kwa mwaka wa fedha ulioishia tarehe 30 Juni, 2023 ilikuwa asilimia 14.0 ikilinganishwa na asilimia 13.6. ya mwaka uliopita. Ilielezwa kuwa kuongezeka kwa kiwango cha faida ni kutokana na kuongezeka kwa viwango vya faida kwenye maeneo ya uwekezaji ikilinganishwa na hali ilivyokuwa mwaka uliopita. Mkurugenzi wa Uendeshaji aliendelea kusema hali na viwango vya faida iliongezeka kama inavyoonekana kwenye jedwali namba mbili (ii) na namba tano (v) kwenye taarifa ya meneja kuhusu uwekezaji.

10.4 Mwasilishaji alieleza mambo mengine muhimu ya kuzingatia wakati wa kulinganisha faida za uwekezaji katika Mfuko wa Jikimu pamoja na amana za benki, alieleza kuwa viwango vya riba za benki vilivyoonyeshwa ni kabla ya kutoa kodi za zuio (withholding tax) ya asilimia 10 wakati

- mapato ya mfuko wa Jikimu ni baada ya kutoa kodi ya zuio ya asilimia 10. Pia, jambo lingine la muhimu la kuzingatia ni kwamba mfuko wa Jikimu unaruhusu wanachama wake kuuza vipande vyao wakati wowote hivyo kumpa fursa mwekezaji kupata fedha pindi anapozihitaji na kwamba hakuna kiwango cha chini cha uwekezaji kinachoruhusu kupata faida, viwango vya faida ya mfuko inatolewa sawa kwa wawekezaji wote (wawekezaji wa kipato kidogo, wa kipato cha kati na wale wenye kipato kikubwa) na kwamba Mfuko wa Jikimu hutoa gawio kwa wawekezaji wake kila robo mwaka na kwa mwaka. Alieleza zaidi pia kuwa, kuwekeza kwenye mfuko wa Jikimu kuna faida zaidi ya kuwa na akaunti ya amana maana inakuongezea kipato kikubwa kutokana na viwango bora vya faida vinavyotolewa na mfuko zaidi ya viwango vya amana vilivyopo kwenye soko la fedha.
- 10.5 Kuhusu pato la Taifa, meneja alisema kuwa kwa mwaka 2022 uchumi ulikua kwa kiwango cha asilimia 4.7, ikilinganishwa na kiwango cha asilimia 4.9 mwaka 2021 (kama ilivyooneshwa kwenye jedwali III). Hata hivyo, Kilimo, Ujenzi na Madini vilikuwa vichocheo vikubwa vya ukuaji wa uchumi katika kipindi hicho. Uchumi kwa mwaka 2023 unakadiriwa kuongezeka kwa asilimia 5.2, ukichagizwa na kufufuliwa kwa shughuli za kiuchumi hususani uwekezaji kwenye sekta ya umma na binafsi nchini. Mwasilishaji aliendelea kueleza kuwa, pato la taifa hutafasiri kiwango na shughuli za uchumi katika nchi. Hali imara na stahimilivu juu ya mwenendo wa uchumi nchini ni muhimu kwa Mifuko ya uwekezaji wa pamoja inayosimamiwa na UTT AMIS na maeneo mengine ya uwekezaji nchini. Uchumi imara husaidia kutunza na kuimarisha thamani ya uwekezaji na huvutia wawekezaji wa ndani na nje ya nchi.
- 10.6 Hali ya mfumuko wa bei nchini hadi kufikia tarehe 30 Juni 2023 ni asilimia 3.6 ikilinganishwa na asilimia 4.4 iliyonakiliwa tarehe 30 Juni 2022. Kupungua kwa mfumuko wa bei nchini kunaashiria gharama za bidhaa na huduma mbalimbali zilipungua kwa mwaka ulioishia Juni 2023, ikilinganishwa na kasi iliyokuwepo Juni 2022. Hali ya uchumi nchini na mwenendo wa mfumuko wa bei ni stahimilivu kiasi ambacho kimwezesha wawekezaji kwenye mifuko ya uwekezaji kuwekeza kwa wingi. UTT AMIS inajitahidi kuwekeza kwenye maeneo yanayotoa faida shindani kuliko kiwango cha mfumuko wa bei.
- 10.7 Kuhusu Sekta ya benki, meneja alieleza kuwa Kwa kipindi cha mwaka mmoja ulioisha tarehe 30 Juni, 2023 hali ya utendaji kwa sekta ya benki nchini imeendelea kuwa imara kwani jumla ya rasilimali na amana ziliongezeka. Ongezeko kwenye rasilimali ni shilingi trilioni 45.7 iliyonakiliwa Juni 2022 hadi shilingi trilioni 53.7 Juni 2023. Kiasi cha amana kiliongezeka kwa shilingi trilioni 5.7 sawa na asilimia 20.3 kutoka shilingi trilioni 28.0 Juni 2022 hadi shilingi trilioni 33.7 Juni 2023. Jumla ya mikopo imefikia shilingi trilioni 31.5, sawa na asilimia 21.6 ikilinganishwa na shilingi trilioni 25.9 mwaka uliopita. Ongezeko kwenye kiwango cha mikopo lilisababishwa na kupungua kwa masharti na viashiria vya hatari miongoni mwa wateja. Hata hivyo, viashiria vya hatari kwenye mikopo ya wateja wadogo na Taasisi zisizo za kifedha vilipungua ikilinganishwa na mwaka uliopita. Kuendelea kuimarika kwa sekta ya benki ni muhimu kwa mifuko ya uwekezaji wa pamoja na uchumi kwa ujumla kwani huduma zitolewazo na benki huchochea ufanisi kwenye uchumi. Aidha, hadi tarehe 30 Juni, 2023 meneja wa mifuko ya uwekezaji wa pamoja amefanikiwa kuunganisha mifumo ya UTT AMIS na benki ili kuwawezesha wawekezaji kununua vipande kidigitali, hivyo kurahisisha uwekezaji mahali popote.
- 10.8 Mwasilishaji alieleza namna sekta ya mawasiliano inavyoendelea kuchochea na kurahisisha Uwekezaji katika mifuko na huduma binafsi. Taarifa iliainisha kuwa kwa kupiga *150*82# au kwa kutumia programu tumizi mwekezaji anaweza kufungua akaunti na kuanza Uwekezaji wake. Aidha kupitia simu mwekezaji anaweza kununua na kuuza vipande.
- 10.9 Kuhusu Dhamana za Serikali ilielezwa kuwa Kwa kipindi cha mwaka mmoja ulioisha tarehe 30 Juni, 2023, Benki Kuu ya Tanzania kwa niaba ya Serikali ya Jamhuri ya Muungano wa Tanzania iliongeza kiasi cha dhamana za serikali za muda mfupi sokoni kwa shilingi trilioni 1.4 sawa na asilimia 73.6 hadi shilingi trilioni 3.3 Juni 2023. Hata hivyo, Uhitaji wa dhamana za serikali za muda mfupi uliongezeka kwa asilimia 24.1 (shilingi trilioni 0.7) hadi kufikia shilingi trilioni 3.6 kutoka shilingi trilioni 2.9 mwaka jana. Aidha, kiasi kilichokubaliwa baada ya mnada kimeongezeka kwa asilimia 56.2 (shilingi trilioni 0.9) kutoka shilingi trilioni 1.6 hadi shilingi trilioni 2.5 Juni 2023. Kwa kipindi hicho, kiasi cha dhamana za serikali za muda mrefu kilichouzwa kwenye soko la awali kilikuwa ni shilingi trilioni 4.3 ikilinganishwa na shilingi trilioni 3.3 mwaka uliopita. Kiwango cha ushiriki kwenye minada hiyo kilipungua hadi shilingi trilioni 4.6 (asilimia 28.1) ikilinganishwa na shilingi trilioni 6.4. Aidha kiwango kilichokubaliwa na Benki Kuu ya Tanzania baada ya mnada kiliongezeka kwa shilingi trilioni 1.2 (asilimia 44.4) hadi shilingi trilioni 3.9 ikilinganishwa na shilingi trilioni 2.7

mwaka 2022. Kwa kipindi cha mwaka mmoja hali ya ushiriki wa wawekezaji kwenye dhamana za serikali za muda mrefu ilipungua ikilinganishwa na ongezeko la ushiriki kwenye dhamana za muda mfupi.

10.10 Kuhusu viwango vya Riba katika dhamana za serikali za muda mfupi zilipungua kutoka wastani wa asilima 3.5 mwezi Juni 2023 hadi kufikia asilimia 4.1 Juni 2022. Viwango vya riba katika mikopo na amana za benki viliongezeka ikilinganishwa na viwango vilivyopakiliwa mwaka uliopita. Aidha, viwango vya riba jumuishi za mikopo katika benki za biashara ni asilimia 16.7 ikilinganishwa na asilimia 16.2 mwaka 2022. Uwekezaji kwenye amana za benki kwa muda wa mwaka mmoja zilitoa faida ya asilimia 8.2 ikilinganishwa na asilimia 8.0 mwaka 2022. Viwango vya hifadhi ya akiba kisheria vya Benki kuu kwa benki za biashara pamoja na punguzo la riba nchini viliendelea kuwa asilimia 7.0 na 5.0 mtawaliwa. Ilikezwa kuwa, viwango vya faida kwenye dhamana za serikali za muda mrefu havikubadilishwa tangu mabadiliko hayo yalivyofanyika mwezi wa nne mwaka 2022.

10.11 Kwa kipindi cha mwaka mmoja kilichoisha mwezi Juni 2023, Viwango vya kubadilisha fedha kati ya Shilingi ya kitanzania na fedha za kigeni vimeendelea kuwa stahimilivu nchini. Thamani ya Shilingi kwa Dola moja ya kimarekani ilikuwa imara na ya kuridhisha ikisaidiwa na kuwepo kwa hali nzuri kwenye bei za bidhaa na huduma nchini. Kulingana na Jedwali hapa chini, linaonyesha kuwa thamani ya fedha nchini imebaki kuwa imara, ingawa, ilipungua thamani kidogo dhidi ya Dola ya Marekani kwa asilimia 1.0 (Tsh 23.4) hadi Tsh. 2,339.1 mwaka 2023 kutoka Tsh. 2,315.7 iliyorekodiwa mwaka uliopita.

10.12 Aidha, ilielezwa kuwa ustahimilivu wa viwango vya kubadilisha fedha ni muhimu kwa mifuko ya uwekezaji wa pamoja ya UTT AMIS na Uchumi wa Tanzania kwa ujumla kwani husaidia kutunza thamani ya rasilimali ambazo thamani yake ipo katika shilingi za kitanzania. Kwa ujumla, Mifuko inayosimamiwa na UTT AMIS inatoa faida nzuri kwa Shilingi za Tanzania lakini inapobadilishwa hadi sarafu nyingine kama vile Shilingi ya Kenya au Dola ya Marekani faida inaweza kuathiriwa endapo kutakuwa na kupungua kwa thamani ya shilingi ya kitanzania katika kipindi hicho.

10.1 Kuhusu Soko la Mitaji na dhamana, taarifa ilieleza kuwa kwa kipindi cha mwaka mmoja kilichoishia Juni 2023 soko la mitaji na dhamana limekuwa imara na thabiti, kwani limepelekea kuongezeka kwa ushiriki wa wawekezaji katika soko la hisa, mitaji, dhamana na kwenye Mifuko ya Uwekezaji wa Pamoja. Soko limekuwa

likifanya kazi vizuri kwa upande wa mauzo na shughuli mbalimbali, tuliona utoaji wa hatifungani mbili mpya za benki ya taifa ya biashara (NBC - Twiga) na benki ya biashara ya Kenya (KCB - Fursa Sukuk) zilizofanikiwa kufanya vizuri kwani jumla ya shilingi bilioni 49.9 zilipatikana. Mwezi Novemba 2022 shirika la Watumishi Housing (WHI) lilizindua mfuko wa uwekezaji wa pamoja unaoitwa Mfuko wa Faida (Faida fund) ambao ulifanikiwa kuvutia wawekezaji na hadi Disemba 2022 mfuko ulinakili shilingi bilioni 7.9. Ushiriki katika soko la mitaji na dhamana kwa wawekezaji wa ndani na nje umeimarika kutokana na umma kupata uelewa kuhusu uwekezaji na matumizi ya mifumo ya kidigitali. Hata hivyo, hali ya ushiriki kwenye soko la mitaji na dhamana nchini imeongezeka, ni matarajio yetu kuwa hali hii itazidi kuimarika na kuongezeka zaidi. Kuingia kwa Wasimamizi wapya wa Mifuko (Meneja wa Mifuko) ya uwekezaji wa pamoja na dhamana mpya sokoni ni ishara nzuri kwa UTT AMIS na soko kwa ujumla, na tunatarajia Taasisi au kampuni zingine kujiunga ili kuongeza ukwasi na ushindani sokoni jamba ambalo litaongeza zaidi ufanisi, faida na huduma bora.

10.13 Taarifa ya Soko la Upili kwa dhamana na Hatifungani zilizoordheshwa ilionyesha kuwa katika kipindi cha mwaka ulioishia Juni 2023, kiwango cha ushiriki kwenye eneo la dhamana za serikali na kampuni binafsi kimeongezeka licha ya faida kuwa ya wastani. Jumla ya dhamana za serikali kupitia soko la upili imeongezeka kwa shilingi trilioni 0.1, sawa na ongezeko la asilimia 3.1, hadi shilingi trilioni 3.3 kutoka shilingi trilioni 3.2 mwaka uliopita. Jumla ya thamani za Hatifungani za kampuni binafsi iliongezeka kwa shilingi bilioni 0.1, sawa na asilimia 12.5 kutoka shilingi bilioni 0.8 Juni 2022 hadi shilingi bilioni 0.9 mwaka huu. Hali kadhalika, kupanda kwa Hatifungani hizo kulitokana na kuorodheshwa kwa hatifungani mpya za SUKUK na Twiga mwezi Desemba 2022. Hatifungani za kampuni binafsi kwa sasa ni; Jasiri bondi iliyoorodheshwa na benki ya NMB yenye ukomo wa miaka 3 na kiwango cha faida ya asilimia 8.5 kwa mwaka, Fursa Sukuk bondi ilioorodheshwa na benki ya KCB yenye ukomo wa miaka 3 na kiwango cha faida ya asilimia 8.75 kwa mwaka, Twiga bondi ilioorodheshwa na benki ya NBC yenye ukomo wa miaka 5 na kiwango cha faida ni asilimia 10 kwa mwaka na bondi ya miaka 5 ya Shirika linalotoa mikopo ya nyumba kwa benki nchini (TMRC) liliorodhesha kwa awamu kwa asilimia 10.48, 13.4607 na asilimia 11.79.

10.14 Kuhusu Soko la Hisa, taarifa ilionyesha kuwa hali ya mauzo ya Hisa na shughuli sokoni hadi kufikia tarehe 30 Juni, 2023, kulikuwa na kampuni 27

zilizoorodheshwa kwenye Soko la Hisa la Dar es Salaam (DSE) zenye mtaji wa jumla ya shilingi trilioni 15.0, ukubwa wa mtaji wa soko ulipungua thamani kwa shilingi trillions 0.6 ikilinganishwa na shilingi trilioni 15.6 zilizorekodiwa mwaka uliopita. Katika kipindi cha mwaka ulioishia Juni 2023 shughuli za kibiashara katika soko la hisa zilishuka. Hii inadhihirishwa na kupungua kwa mauzo kutoka shilingi bilioni 126.6 hadi shilingi bilioni 107.6 ambayo ni sawa na shilingi bilioni 19.0 sawa na asilimia 15.0. Fahirisi ya Hisa kwa kampuni za ndani za nchi (TSI) ziliongezeka kwa asilimia 4.1 hadi kufikia 4,091.8 huku Fahirisi ya Hisa zote (DSEI) ikipungua kwa asilimia 4.0 hadi 1,800.0. Katika kipindi cha mwaka mmoja kampuni sita zilitangaza na kulipa gawio kwa wanahisa nazo ni; TCC/ Sigara (Tsh. 670.0), Twiga (Tsh. 390.0), TBL (Tsh. 290), benki ya NMB (Tsh. 286.0), SWISS (Tsh. 42.0), na benki ya CRDB (Tsh. 45) kwa kila hisa. Hivyo basi, kwa wawekezaji wote waliowekeza kwenye kampuni tajwa hapo juu walipata gawio sawa na maelezo hapo juu.

- 10.15 Taarifa ya Mifuko ya Uwekezaji wa Pamoja, taarifa ilionyesha kuwa hadi tarehe 30 Juni, 2023 jumla ya rasilimali kwenye mifuko ya uwekezaji wa pamoja inayosimamiwa na Taasisi ya UTT AMIS imefika shilingi bilioni 1,550.7. Rasilimali ziliongezeka kwa asilimia 54.0 sawa na shilingi bilioni 538.9 ikilinganishwa na ongezeko la shilingi bilioni 383.7 sawa na asilimia 62.6 mwaka 2022. Ilielezwa kuwa, katika kipindi hicho jumla ya Rasilimali ziliongezeka kutoka shilingi bilioni 996.5 tarehe 30 Juni 2022 hadi shilingi bilioni 1, 535.4 tarehe 30 Juni 2023.
- 10.16 Meneja wa mifuko alimalizia kwa kuwahakikishia wawekezaji wake kuwa UTTAMIS itaendelea kubuni na kuvumbua mianya na fursa za uwekezaji kadiri inavyojitokeza katika soko ili kuongeza mapato na faida kwa wawekezaji. Lengo likiwa ni kuvuka matarajio ya wawekezaji kwa maendeleo yao na Taifa kwa ujumla.

11.0 MASWALI, MAONI NA MAJIBU

11.1 Maswali na Maoni toka kwa Wawekezaji: -

- 11.1.1 Pongezi nyingi zilitolewa kwa Bodi ya Wakurugenzi, Menejimenti na Wafanyakazi wa UTT AMIS kwa kusimamia mifuko vizuri na kwa weledi wa hali ya juu na kuhakikisha faida inapatikana vizuri, hususani malipo ya gawio ambayo hulipwa kwa mpango wa kila robo mwaka.
- 11.1.2 Mwekezaji mmoja alitaka kupata ufafanuzi kuhusu usalama wa fedha za wawekezaji.

- 11.1.3 Mwekezaji aliomba ufafanuzi kuhusu ukubwa wa kodi kwa mwaka ulioishia Juni 2023 ukilinganisha na mwaka uliopita (2022)
- 11.1.4 Mwekezaji aliuliza ni kwa nini gawio limeshuka kutoka shilingi nne (4) hadi shilingi tatu (3) na je inawezekana kurudi kwenye shilingi nne kwa sasa?
- 11.1.5 Mwekezaji aliuliza ni kwa nini kuweka kigezo hasi akirejea Jedwali Na. I Uk. 32?
- 11.1.6 Mwekezaji alitaka kujua ni kwa nini ununuzi wa vipande kupitia benki unawahi kuonekana kwenye akaunti za wateja kuliko ilivyo kwa njia ya simu (Selcom)?

11:2 Wawakilishi wa Kampuni ya Uwekezaji ya UTT AMIS walitoa ufafanuzi na Majibu ya maswali kama ifuatavyo: -

- 11.2.1 Pongezi zilipokelewa na Meneja wa mfuko na kuahidi kuendelea kusimamia vizuri kwa weledi na maarifa ili kuwaletea faida shindani katika uwekezaji wao.
- 11.2.2 Kuhusiana na usalama wa fedha za wawekezaji, mwakilishi wa UTT AMIS aliwatoa wasiwasi juu ya usalama wa fedha zao na kuwaeleza kuwa UTT AMIS ni Taasisi ya Serikali na hivyo Serikali inalo jukumu la kulinda mali za wawekezaji. UTT AMIS inasimamiwa na CMSA ambae jukumu lake ni kusimamia uendeshwaji wa masoko ya fedha, mitaji na dhamana na kufuatilia kuona kama waraka wa makubaliano unafuatwa na pia UTT AMIS ina mwangalizi wa Mifuko ambaye ni benki ya CRDB ambayo pia iko chini ya Benki Kuu (BOT) ambaye ni msimamizi wa tasnia ya fedha, pia UTT AMIS kama Meneja wa mifuko, anakaguliwa na Mkaguzi mkuu wa Serikali (CAG) na kampuni binafsi ya ukaguzi ya KPMG ambao huhakikisha fedha za wawekezaji ziko salama siku zote.
- 11.2.3 Ilielezwa kuwa, kwa suala la kodi inategemea zaidi na wapi fedha zimewekezwa, kwa mwaka unaoishia Tarehe 30 Juni, 2023 UTT AMIS haikuwekeza kwenye sehemu zenye kodi ya zuiu la asilimia 10 kama ilivyokuwa kwa mwaka uliopita 2022.
- 11.2.4 Kuhusiana na gawio kushuka hadi shilingi tatu kwa robo mwaka kutoka shilingi nne, ilielezwa kuwa, kipindi gawio linatolewa kwa shilingi nne, soko lilifanya vizuri kwa miaka hiyo na kulingana na soko lilivyo kwa wakati huu UTT AMIS imezingatia kutoathiri mitaji ya wawekezaji hivyo iliona ni vizuri kutoa kiasi hicho cha shilingi tatu kwa robo mwaka huku mitaji ya wawekezaji ikiendelea kukua.

11.2.5 Ufafanuzi ulitolewa kuwa, kigezo hasi kimewekwa kwa usahihi kabisa kwa sababu, mfano unaponunua hisa kwa shilingi 100 mwanzoni mwa mwaka na mwishoni mwa mwaka ukalazimika kuziua kwa shilingi 20, tayari unakuwa umepata mapato hasi ukilinganisha na bei uliyonunulia.

11.2.6 Wawekezaji walielezwa kuwa suala la manunuzi ya vipande kupitia simu (Selcom) litaangaliwa ili liendane kama vile ambavyo mwekezaji atanunua vipande kupitia benki.

12. KUFUNGA MKUTANO

Kwa kuwa hakukuwa na masuala zaidi ya kujadili, Mwakilishi wa Mwenyekiti wa Bodi ya Wakurugenzi wa Kampuni ya Uwekezaji ya UTT AMIS aliwashukuru Wawekezaji wote kwa kuhudhuria katika Mkutano huo. Pia aliwahakikishia kuwa mawazo na mapendekezo yaliyotolewa katika Mkutano huu yatazingatiwa na yale yanayowezekana yatatekelezwa. Mwisho aliwatakia heri ya sikukuu za Krismasi na Mwaka Mpya 2024. Mkutano ulifungwa saa kumi na dakika arobaini na tano (10:45) jioni.



.....
MWENYEKITI

.....
KATIBU

.....
TAREHE

KIAMBATISHO "A"

ORODHA YA WAWEKEZAJI WA MFUKO WA KUJIKIMU WALIOHUDHURIA KWENYE MKUTANO WA KUMI NA MOJA (11) WA MWAKA WA MFUKO ULIOFANYIKA KATIKA UKUMBI WA MIKUTANO WA KIMATAIFA CHA JULIUS NYERERE, DAR ES SALAAM TAREHE 20 NOVEMBA 2022

S/N	JINA LA MUWEKEZAJI
1.	ABEDNEGO MESHACK MOLLEL
2.	ADAM EDWARD MARANDU
3.	AGNES THOBIAS MKAMATI
4.	AINEA YOSIA KATONDO
5.	ALEX CHIPANDA SENEDA
6.	ALEX CHIPANDA SENEDA
7.	ALISTID SAMBA HIGINI
8.	AMIRI DAMAS MSHANA
9.	AMON BONIPHACE KARAMBA
10.	ANESI SATOKI MAHENGU
11.	ANGELA PETER MAPUNDA
12.	ANNA JONASAI MAPHOLE
13.	ANTHONY ABRAHAM MKWESO
14.	ASHRAF ABDALLAH GONZA
15.	AURELIA IGNAS KAPINGA
16.	AYUBU LAZARO SIZYA
17.	BARAKA RASHID MADENI
18.	BEATRICE PARMENAS KISIMBO
19.	CARLTON JUSTIS LYARUU
20.	CHARLES KASHASHA MUTALEMWA
21.	CHRISTINA LUCAS MATERU
22.	CHRISTINE PATRICIA MATAKA
23.	COTWU (ZANZIBAR)
24.	DAVID RWEGOSHORA MUKELA
25.	DISMAS RAPHAEL NTABINDI
26.	DOMINIC PETER GANDYE
27.	DOREEN KOMBA
28.	ELIA SILVESTER MLELEU
29.	ELIREHEMA WILSON URIO
30.	ELIZABETH DOSLA GEAY
31.	EMILIAN PASCHALIS BUSARA

32.	EMMANUEL THOMAS MFUKO
33.	EMMANUEL YUSUPH CHUWA
34.	ERASTO BAYNETH CHIWANGA
35.	EZEKIA ANDREW MHIMBA
36.	FATIMA SIMON KIONGOSYA
37.	FLORA LINUS OPODI
38.	FRANCIS JOSEPH COSMAS
39.	FUHIAMENI WILLY KISHIMBO
40.	FULGENCE PETER KASANDA
41.	GEOFFREY GAMALIEL KANZA
42.	GERALDINE KOKWENDA MWIJAGE
43.	GERVAS ANICETH BAKWASA
44.	GERVAS JOSEPH KAVISHE
45.	GLORIA DOMINIC GANDYE
46.	GOVERNMENT EMPLOYEES PROVIDENT FUND
47.	GRACE HILARY MBIRIGENDA
48.	HADIJA ABDALLAH KALLI
49.	HAMIDA ADAM LASHIKONI
50.	HAMIDA ADAM LASHIKONI
51.	HAROUN DAUSON MWAKIBETE
52.	HEAVENS EDEN MREMA
53.	HENRY JOHN CHACKY
54.	IRENE SAMUEL MJATA
55.	JACOB MARTIN MULIKUZA
56.	JAIROS YAHYA FWIMI
57.	JALIBU MRISHO JALIBU MWENEMILAO
58.	JAMES GODFREY MKUMBO
59.	JAMES MALEMBEKA KASEMBO
60.	JANE ARTHUR MASANJE
61.	JAPHET RAZIEL NYAMBO
62.	JAYESH PRAVIN GANATRA

63.	JIMMY ANDREW YONA
64.	JOAN JULIUS MALINGUMU
65.	JOSEPH ALISONATHAN KELYA
66.	JOSEPH CHARLES BUNDALA
67.	JOYCE MDOE SHAIKI
68.	JUMA BAKARI MUSSA
69.	JUMAPILI ABDALLAH KHALIKI
70.	KASAMANGWA ALEX SENEDA
71.	KASIMU ABDALAH UGAMA
72.	KINONI ADAM WAMUNZA
73.	LILIAN KALEB MAKUNDI
74.	LOVENESS YOAS KAYEMA
75.	LYDIA AGGREY MWAIJANDE
76.	MARGARET STEPHEN BUBERWA
77.	MARIA WILLY MWIDETE
78.	MARTIN ANTHONY MSEY
79.	MARY DIDAS KEREPI
80.	MARY GEOFFREY KANZA
81.	MARY ISSA MUSHI
82.	MICHAEL SIMON MTAMA
83.	MNAZI MMOJA PRIMARY SCHOOL 1990 GROUP
84.	MORAVIAN KARIAKOO SACCOS
85.	MPOKI JOHN MWAIKOKESYA
86.	MWANAIKI SELEMANI JABIRI
87.	MWANAMVUA ALMASSY HASSAN
88.	NANCY ROWLAND SWAI
89.	NAOMI SAMUEL MAKAMBA
90.	NASIBU OMARY MTULWA
91.	NOAH JORAM NZAWILA
92.	NOBERT SHIRIMA
93.	ONESMO RICHARD NDAKI
94.	PATRICK FRANCIS MASINDA
95.	PAULO KULWA NGUMIJI
96.	PETER CYPRIAN NGILIULE
97.	PONTIAN BENEDICT RWEYEMAMU
98.	RASHID MRISHO RASHID
99.	ROGERS LWITIKO MWAKALUKWA

100.	ROSEMARY NIYO BGOYA
101.	RUGINA BELLEN RUGINA
102.	RUKIA CHIKAULA MILLANZI
103.	RUTH BURRA GEAY
104.	SAIDI CHARLES CHIWANGO
105.	SAMIA ISSHACKY ALLY
106.	SHAIBU MBWANA MWAMBUNGU
107.	SOPHIA RICHARD MGAYA
108.	STELLA SAMUEL FUMBUKA
109.	THECLA JAMES MAGUHA
110.	TWALIBU MUSA CHOGA
111.	VERONICA ROCHUS KANWERA
112.	WILBAFOS JULIUS KIRUMBA
113.	WILSON ZAKARIA SIRIKWA
114.	YAHYA SHAABAN RAJABU
115.	ZAINAB AHMED SAGHEIR



3

Matters arising from
the 12th Annual General
Meeting



YATOKANAYO NA MUHTASARI WA MKUTANO WA KUMI NA MOJA (11) WA MWAKA WA MFUKO WA JIKIMU ULIOFANYIKA TAREHE 20 NOVEMBA 2023

Katika Mkutano wa Kumi na mbili (12) wa Mfuko wa Jikimu uliofanyika tarehe 20 Novemba 2023 katika Ukumbi wa mikutano wa Julius Kambarage Nyerere (JKNICC) Dar es Salaam, Mkutano uliazimia na kutekeleza mambo kadhaa. Ifuatayo ni taarifa ya utekelezaji wa maamuzi hayo:

UAMUZI/MAELEKEZO	UTEKELEZAJI
11.2.6 Wawekezaji walielezwa kuwa suala la manunuzi ya vipande kupitia simu (Selcom) litaangaliwa ili liendane kama vile ambavyo mwekezaji atanunua vipande kupitia benki.	Imetekelezwa, ununuzi wa vipande kwa simu (selcom) umeboreshwa zaidi ambapo kwa sasa vipande vinagawiwa ndani ya siku moja ya ununuzi. Maboresho zaidi ya kimfumo yanaendelea.



ANNUAL REPORT FOR REGULAR INCOME UNIT TRUST SCHEME (JIKIMU FUND)

*Jikimu
Income Scheme*

LIVE WELL ...YOU DESERVE IT



4

Chairman's
Statement

CHAIRMAN'S STATEMENT

Dear Investors,

On behalf of the Board of Directors, I am pleased to welcome you all to the 12th Annual General Meeting (AGM) of Jikimu Fund. We thank you for making time to attend the AGM that will discuss developments of the Scheme for the financial year ended 30 June 2024, get replies to any queries you might have and listen to very interesting speakers who will raise our level of understanding of the ever-changing landscape of financial investment.



As new Chairman of the UTT AMIS Board of Directors, please allow me to record my profound appreciation to Her Excellency, Samia Suluhu Hassan, the President of the United Republic of Tanzania, for appointing me to lead the Board of Directors of UTT AMIS. My appreciation also goes to Honourable Dr Mwigulu Lameck Nchemba (MP), the Minister of Finance, the Permanent Secretary Treasury, Dr. Natu Mwamba and the Treasury Registrar, Mr. Nehemiah Mchechu, for the guidance I received following my appointment to the Chairmanship. I also thank you investors into Jikimu Fund for your confidence in the Fund. As I take over from the previous Chairman, Mr. Casmir Sumba Kyuki, please allow me to record my appreciation for his outstanding leadership of the UTT AMIS Board of Directors. My brother, Kyuki, has steered UTT AMIS from a small organisation to one of the leading organisations in the capital market in Tanzania and the region at large. I, again, thank him for an outstanding tenure and wish him good health and the very best in his future endeavours.

Dear Investors, as we all know, UTT AMIS is a unique wealth creation public institution which was formed by our responsive Government way back in 2003 with several aims including development of collective investment schemes and encouraging saving and investment culture through wide participation in the ownership of distributed shares / units, among others. Indeed, over 20 years of the existing in different formats, a lot of wealth has been created and distributed for investors. It is a pleasure to communicate with my fellow investors who have tasted the joy which comes from the passive investment which enables us to make money while we are sleeping or taking care of other life activities. One wise seasoned successful investor, Warren Buffet – CEO of Berkshire Hathaway in the USA, once quipped that “if you don't find a way to make money while you sleep, you will work until you die”. I sincerely therefore applaud each investor for the wise decision you took to trust and invest your money in various UTT AMIS funds. As this report will clearly demonstrate, our UTT AMIS is well run by very competent management and staff who are supervised judiciously by various public institutions. Given this level of commitment and supervision, it came by no surprise that UTT AMIS emerged as an overall winner of the most efficiently run public institution in the Country. On behalf of you all, I was privileged to receive a trophy from HE the President, Dr. Samia Suluhu Hassan, in Arusha during the Chairmen and CEOs Forum on 28 August 2024.

Ladies and Gentlemen, it is my belief that you have been following developments of the Fund and that you have received and reviewed the Report of the Scheme for the year ended 30 June, 2024. I am happy to report that the performance of the Fund for the year under review was very good. Returns to investors have exceeded their performance benchmark with annualised return of 13.7% compared to 13.6% recorded in the previous financial year. The rate of return achieved is in line with market development and higher than the benchmark return of 11.2%. During the year under review, the Fund increased in size from Shillings 20.0 billion on 30 June 2023 to Shillings 26.8 billion on 30 June 2024. The increase is mostly attributed to good returns, automation of investment processes and growing public confidence and awareness on the benefits of investing through collective investment schemes.

Performance of the Economy and Market Environment

Ladies and Gentlemen, despite risks emanating from geopolitical tensions and wars around the World, performance of the Tanzanian economy has continued to improve as it grew by 5.1% in 2023 and is projected to grow by 5.4% in 2024. This compares favourably with average growth of 3.4% in 2023 and 3.8% in 2024 of the Sub-Saharan African countries as projected by the International Monetary Fund. As per the Bank of Tanzania reports, inflation was 3.1% in June 2024 against the target of not more than 5% and the East African countries target of not more than 8%. Over the last one year, market interest rates have remained around same levels indicating overall stability of the market. As for the foreign exchange market, the Tanzanian Shilling depreciated by approximately 12.86% against the US Dollar mostly due to changing policies in the United States of America and effects of geopolitical tensions and the ongoing wars in Asia.

Regarding capital market development, quite good progress was noted during the year under review. A number of new listings of debt securities were made while prices of listed shares improved as reflected through the increase of the Tanzania Share Index (TSI). During the year, TSI increase by 9.37% from 4,091.81 on 30 June 2023 to 4,475.20 on 30 June 2024. This compares favorably with the previous financial year where the increase of the TSI was 4.16%. This indicates that performance of listed companies was better during the financial year under review and that business environment has continued to improve. We thank the President, Her Excellence Samia Suluhu Hassan and the Government for maintaining conducive business and regulatory environment in the Country.

Managed Funds Performance and other Developments

Ladies and Gentlemen, as regards performance for the financial year ended on 30 June 2024, performance indicators show that UTT AMIS and the funds under management performed very well. Funds under management increased from Shillings 1.5354 Trillion on 30 June 2023 to Shillings 2.2382 Trillion on 30 June 2024. This indicates an increase of Shillings 702.8 billion which is 45.7% compared to increase of Shillings 538.9 billion or 54.0% in the previous financial year. Growth in fund size is also supported by the increase in the number of investors in the schemes that went up by 79,519 or 32% compared to 47,480 or 24% in the previous financial year. For the year under review, returns to investors in all the funds under management were very good – as pointed out earlier, Jikimu Fund had a return of 13.7%.

Ladies and Gentlemen, during the year under review, the Company continued with the final phase of implementation of the five years Strategic Plan to June 2024. The Company also worked on a new Strategic Plan for the next five years. The New Plan is intended to make UTT AMIS one of key players in the capital market in Tanzania and the East African region. To align with Government planning cycle, the Plan will be reviewed in the 2024/2025 financial year so that it ends in June 2030. From the Plan, some of the strategic goals include growing fund size from Shillings 2.2 trillion currently to Shillings 7.5 trillion, and increasing the number of service centres to bring services closer to investors in Tanzania, the East African and Southern African Development communities. Moreover, the Plan indicates that service delivery will mostly be technology driven with minimum or no paperwork. To prepare for implementation of the new Strategic Plan, during the financial year, the Company started working on upgrading of systems so as to enhance computing capability and accommodate higher volume of business. The upgrade project is planned for completion in the twelve months.

Prospects for the Financial Year 2024/25

Ladies and gentlemen, the five years of implementation of UTT AMIS Strategic Plan to 2024 have been extremely successful and beyond what was initially projected. For instance, fund size was projected to grow from Shillings 290.74 billion on 30 June 2019 to Shillings 485.90 billion but later revised Shillings 1,007.90 billion on 30 June 2024, however, actual fund size on that date was Shillings 2.2 trillion. This indicates that actual performance was more than four times the initial projections and more than double the revised projections.


As we get into the first year of the new Plan, the Company intends to complete upgrade of systems to lay the groundwork for the next phase of growth of UTT AMIS business. Moreover, the Company will continue working on priorities including improving existing products and services and identifying new business lines for the benefit of investors, shareholders and other stakeholders. UTT AMIS will also continue working on modernization of operations and ensuring that investors obtain the best returns that the market may provide. It is our intention to make UTT AMIS one of important vehicles for not only wealth creation and management but also generational wealth.

During the Chairmen and CEOs Forum in Arusha, HE President of the United Republic of Tanzania, Dr. Samia Suluhu Hassan, instructed the parastatals which have the capability to venture to go out of Tanzania to look for more economic and profitable opportunities. As UTT AMIS embarks on implementation of the Strategic Plan for the next five years, we intend to reach more investors in Tanzania, East Africa and SADC countries. In fact, the Company has been following market developments in the two regional economic communities for a number of years now. Preliminary indications are that some of these countries have very interesting opportunities. We will enhance our efforts in analysing the new markets so that entry decisions could be made timely. Given the strategic plan goal of expanding the fund size, it is imperative that every opportunity must be seized. Because you already know the benefits of investing your hard-earned cash with UTT AMIS, we request you to be effective ambassadors of passing a word of mouth to your family members, friends and colleagues. In order to empower you for this task, we have a question and answers session as well as presentations, discussions and talks from seasoned experts in this field. Luckily, all the interesting speakers who have accepted to share their expertise are seasoned fellow investors in various UTT AMIS products.

Acknowledgements

Ladies and Gentlemen, to conclude, I wish to thank you, esteemed investors for your unwavering support and confidence in UTT AMIS and Jikimu Fund during the year under review. My special appreciation to the Government, represented by the Ministry of Finance, the Office of Treasury Registrar, the Capital Markets and Securities Authority, the Custodian of the funds under management – CRDB Bank, the Dar es Salaam Stock Exchange including Brokers, UTT AMIS members of staff and all stakeholders who supported the Company during the year. It is my hope that you will all continue to extend your support to UTT AMIS for the good of our investors and development of the capital market and the financial services industry in Tanzania.

As a Board of Directors, we collectively look forward to your cooperation over the coming years.



Prof. Faustin Rweshabura Kamuzora

Board Chairman





5

Statement of the
Custodian



CRDB BANK PLC
CRDB Headquarter: Ally Hassan Mwinyi /
Barack Obama Road
P.O. Box 268, Dar es Salaam - Tanzania
Tel: +255 (0) 22 2117441-7
Fax: +255 (0) 22 2116714
Email: info@crdbbank.co.tz
Website: www.crdbbank.co.tz

STATEMENT OF CUSTODIAN TO THE UNIT HOLDERS OF REGULAR INCOME PLAN UNIT TRUST SCHEME

As Custodian of **Jikimu Fund**, our responsibility is to oversee that the Manager of the Fund performs in accordance with the Deed of Trust in ensuring that interest of the Unit holders are protected. In performing this role, inter alia, Custodian responsibility includes taking into custody all property of the Scheme and holding it in trust of unit holders, ensuring that the method adopted by the Manager in calculating Net Asset Value (NAV) is adequate and in accordance to the Trust Deed and ensuring that investment undertaken by the Manager are in line with set investment objectives and are not in conflict with provisions of the Deed of Trust.

During the period under review (1st July, 2023 to 30th June, 2024), we, Custodian of **Jikimu Fund** have continuously followed up on the Manager's actions, performances and assessed limitations on funds' investments.

In this regard, we wish to confirm that investment activities under **Regular Income Plan Unit Trust Scheme (Jikimu Fund)** and obligations of the Manager (UTT AMIS) have been in accordance with the provisions of the Deed of Trust. As such, as far as unit holders' confidences in the Scheme are concerned, we are in confirmation that unit holders' interests under the scheme are adequately protected and the manager has managed the Fund in accordance with the provisions of the Trust Deed.

Abdulmajid M. Nsekela

Group CEO & Managing Director

Date: 23rd October, 2024



6 | Report of the
Independent Auditors

INDEPENDENT AUDITORS' REPORT ON THE SUMMARY FINANCIAL STATEMENTS TO THE UNIT HOLDERS OF REGULAR INCOME UNIT TRUST SCHEME (JIKIMU FUND)

KPMG

Certified Public Accountants

2nd Floor, The Luminary

Haile Selassie Road, Msasani Peninsula

P.O. Box 1160, Dar es Salaam

Telephone: +255 22 2600330

Email: info@kpmg.co.tz

Internet: www.kpmg.co.tz

Opinion

The summary financial statements, which comprise the summary statement of financial position as at 30 June 2024, the summary statement of profit or loss and other comprehensive income, changes in net assets attributable to unit holders and cash flows statement for the year then ended and related notes, are derived from the audited financial statements of Regular Income Unit Trust Scheme (Jikimu Fund) for the year ended 30 June 2024.

In our opinion, the accompanying summary financial statements are consistent, in all material respects, with the audited financial statements, on the basis described in Note I.

Summary Financial Statements

The summary financial statements do not contain all the disclosures required by International Financial Reporting Standards (IFRS). Reading the summary financial statements and our report thereon, therefore, is not a substitute for reading the audited financial statements and our report thereon. The summary financial statements and the audited financial statements do not reflect the effects of events that occurred subsequent to that date of our report on the audited financial statements.

The Audited Financial Statements and Our Report Thereon

We expressed an unmodified audit opinion on the audited financial statements in our reports dated 11 November 2024 for the year ended 30 June 2024.

Management's Responsibility for the Summary Financial Statements

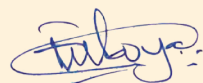
Management is responsible for the preparation of the summary financial statements in accordance with the basis described in Note I.

Auditors' Responsibility

Our responsibility is to express an opinion on whether the summary financial statements are consistent, in all material respects, with the audited financial statements based on our procedures, which were conducted in accordance with International Standard on Auditing (ISA) 810 (Revised), "Engagements to Report on Summary Financial Statements."

KPMG

Certified Public Accountants (T)



Signed by: CPA Frank Mboya (ACPA 3730)

Date: 11 November 2024

Note I - Disclosure of Applied Criteria

The summary financial statements are derived from the audited financial statements, prepared in accordance with International Financial Reporting Standards (IFRS) for the year ended 30 June 2024.

The preparation of these summary financial statements requires management to determine the information that needs to be reflected in them so that they are consistent in all material respects with, or represent a fair summary of, the audited financial statements.

Management prepared these summary financial statements using the following criteria:

- (a) The summary financial statements include a statement for each statement included in the audited financial statements;
- (b) Information in the summary financial statements agrees with the related information in the audited financial Statements;
and
- (c) Major subtotals, totals and comparative information from the audited financial statements are included.

The audited financial statements of the Regular Income Unit Trust Scheme are available upon request by contacting UTT Asset Management and Investor Services Plc.





7

Report of the
Audited Financial
Statements

STATEMENT OF PROFIT OR LOSS AND OTHER COMPREHENSIVE INCOME FOR THE YEAR ENDED 30 JUNE 2024

	2024	2023
	TZS '000	TZS '000
Investment income	2,607,982	2,175,343
Net gain from financial instrument at fair value value	363,380	249,133
Other income	1,014,686	593,930
Total income	3,986,048	3,018,406
Management Fee	(412,462)	(341,901)
Custodian Fee	(22,915)	(20,000)
Brokrage Fee	(14,842)	(6,348)
Audit Fee	(2,459)	(2,483)
Agent Commission	(153,174)	(92,808)
Other Administration expenses	(38,850)	(33,476)
	(644,702)	(497,016)
Income before income distribution to unit holders	3,341,346	2,521,390
Income distribution expenses	(1,668,561)	(1,432,862)
Net income (loss) before tax	1,672,785	1,088,528
Withholding tax exp	(26,483)	(14,746)
Increase in net assets attributable to unit holders, net of tax	<u>1,646,302</u>	<u>1,073,782</u>
Other comprehensive income	-	-
Increase in net assets attributable to unit holders, net of tax	<u>1,646,302</u>	<u>1,073,782</u>

STATEMENT OF FINANCIAL POSITION AS AT 30 JUNE 2024

	2024	2023
	TZS '000	TZS '000
Assets		
Cash and cash equivalents	5,528,665	704,313
Government securities	15,332,038	13,800,962
Equity investments	6,275,370	5,589,990
Other Receivables	18,942	35,486
Total assets	<u>27,155,015</u>	<u>20,130,751</u>
Liabilities		
Other Liabilities	(951,776)	(787,678)
Total liabilities	<u>(951,776)</u>	<u>(787,678)</u>
Net-assets attributable to unit holders	<u>26,203,239</u>	<u>19,343,073</u>
Represented by:		
Net assets attributable to unit holders	<u>26,203,239</u>	<u>19,343,073</u>
Outstanding number of units	151,598,376	120,653,572
Net Asset Value per units	<u>172.85</u>	<u>160.32</u>

STATEMENT OF CHANGES IN NET ASSETS ATTRIBUTABLE TO UNIT HOLDERS AS AT 30 JUNE 2024

	2024	2023
	TZS '000	TZS '000
Opening balance of net assets attributable to unit holders	19,343,073	17,882,664
Increase in net values attributable to unit holders	1,646,302	1,073,782
	<u>20,989,375</u>	<u>18,956,446</u>
Transactions with unit holders during the year:		
Sales of units during the year	9,067,304	3,938,671
Repurchase of units during the year	(3,853,440)	(3,552,044)
Net transactions with unit holders during the year:	<u>5,213,864</u>	<u>386,627</u>
Closing balance of net assets attributable to unit holders	<u><u>26,203,239</u></u>	<u><u>19,343,073</u></u>




Jikimu

Income Scheme

 LIVE WELL ... YOU DESERVE IT

STATEMENT OF CASH FLOWS FOR THE FINANCIAL YEAR ENDED 30 JUNE 2024

	2024	2023
	TZS '000	TZS '000
Cash flows from operating activities		
Increase in net assets attributable to uni holders, net of tax	1,646,302	1,073,782
Adjustment for:		
Dividend income	(326,637)	(262,734)
Net gain from financial investment at FVTPL	(363,380)	(249,133)
Income distribution expenses	1,668,561	1,432,862
Withholding tax expenses	26,483	14,746
Interest income - effective interest method	(2,281,345)	(1,912,609)
Cash flow generated from operations before working capital changes:	369,984	96,914
Changes in working capital items		
Government Securities	(1,735,370)	(882,723)
Equity investments	(322,000)	(100,001)
Other Receivables	28,519	35,122
Other Liabilities	(538,997)	86,944
Cash (uses)/generated from operating activities	(2,197,864)	(763,744)
Dividend Received	314,662	262,734
Interest income received	2,485,639	1,846,962
Withholding tax paid	(26,483)	(14,746)
Cash generated from operating activities	575,954	1,331,206
Cash flows from Financing activities		
Sale of Units	9,067,304	3,938,671
Repurchase of Units	(3,853,440)	(3,552,044)
Income Distribution paid during the year	(965,466)	(1,251,629)
Net cash used in financing activities	4,248,398	(865,002)
Net decrease in cash and cash equivalents	4,824,352	466,204
Cash and cash equivalents at 1 July	704,313	238,109
Cash and cash equivalents at 30 June	5,528,665	704,313



.....
Director

Date: October 8, 2024



.....
Director

Date: October 8, 2024



8

Manager's Report

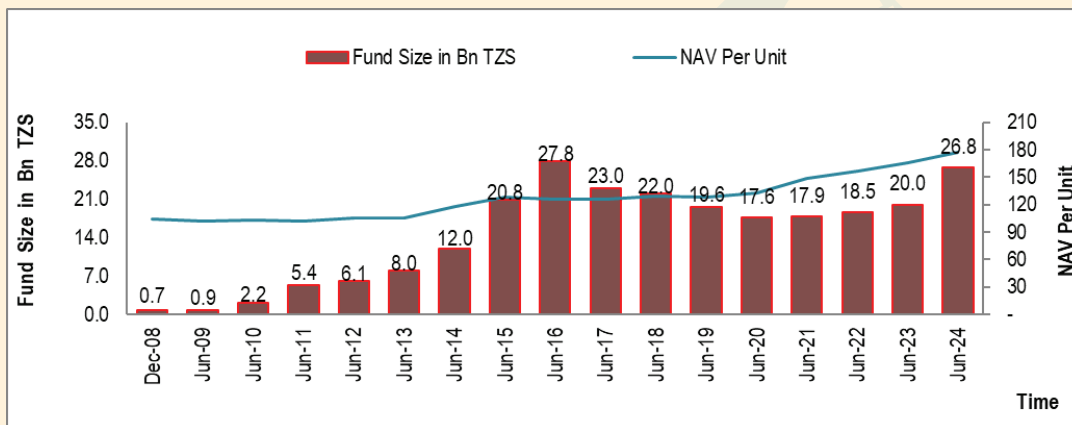
Fund Manager's Message to the Scheme Members

JJikimu Fund is an open-ended balanced fund launched with the aim of facilitating planning of regular flow of income to investors. The regular cash flows help investors meet their periodical expenditures in a planned way while enjoying capital appreciation on their investments. The Scheme offers investment solutions under three options – (a) Quarterly Income Plan (b) Annual Income Plan and (c) Re-investment Plan.

1.0 Fund Size and Net Asset Value (NAV) Per Unit

As of 30th June 2024, the Scheme fund size was TZS 26.8 billion. During the financial year, the Scheme fund size grew by TZS 6.8 billion compared with the growth of TZS 1.5 billion recorded in the prior financial year. The NAV per unit increased by TZS 22.7 to TZS 176.8 compared with the growth of TZS 21.4 per unit recorded in 2023.

Chart I: Jikimu Fund NAV Per Unit and Fund Size Movement from Inception to June 2024



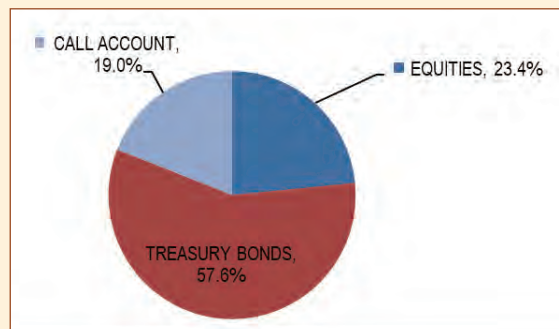
Since its inception to the end of the financial year 2023/24, Jikimu Fund has paid income distribution (ID) of over TZS 16.7 billion to unit holders, in line with the scheme's Investment policy.

2.0 Portfolio Composition

During the financial year 2023/24, UTT AMIS as the Fund Manager ensured that the Scheme investment portfolio achieved a balanced asset mix in accordance with the scheme investment policy and guidelines. The portfolio position at the end of the year was as follows:

Chart II: Portfolio Composition for Jikimu Fund as of 30th June 2024

From Chart II, it can be seen clearly that Treasury bonds of various tenures accounted for the largest share of the portfolio by 57.6% to take advantage of higher yields and stable cashflows, followed by listed equities at 23.4%, and call account at 19.0%.



LAUNCHED:

OCT, 2008

**IPO Price TZS
100.0**

30TH JUNE, 2024

**NAV PER UNIT
TZS 176.8**

**FUND SIZE TZS
26.8 BILLION**

**ANNUAL ID
PAID PER
UNIT TZS.
12.0**

**ANNUAL
RETURN
13.7%**

3.0 Returns

The Scheme's annual return for the financial year ended in June 2024 was 13.7% compared to the benchmark return of 11.2% (refer to Table I) and the previous year return of 13.6%. Being an income-distributing scheme, the Fund was able to pay income distribution of TZS 3.0 per unit in each quarter, making a total of TZS 12.0 per unit for the financial year.

Table I and II below shows the movement of returns, where one can see the current and the previous years' performance. The table also indicates that the returns for the financial years were above their respective benchmark and very competitive when compared with similar or comparable instruments in the market (refer to table I).

Table I: Annual Return and Fund Size for Jikimu Fund from June 2020 to June 2024

SN	Financial Year	Fund Size, TZS BN	Performances	
			Returns	Benchmark
1	2023/24	26.8	13.7%	11.2%
2	2022/23	20.0	13.6%	7.6%
3	2021/22	18.5	13.6%	8.7%
4	2020/21	17.9	18.8%	8.1%
5	2019/20	17.6	15.6%	1.5%

Note: Benchmark; 10 years Treasury Bond Weighted Average Yield and Local share index return).

For comparison, we look into 10 years Treasury bond yields, 364 days Treasury bills, and Savings deposit rates in the markets as shown in Table II;

Table II: Comparable Instruments in the Markets [Annual Basis]

ITEM	Yields for the year ended June			
	2021	2022	2023	2024
10 Years Treasury bond	11.5%	10.3%	11.1%	12.3%
7 Years Treasury bond	10.1%	9.3%	9.7%	9.7%
5 Years Treasury bond	9.2%	8.9%	9.7%	10.0%
2 Years Treasury bond	7.9%	4.4%	9.1%	11.6%
1 Years Treasury bills	4.8%	4.7%	6.9%	8.3%
Savings deposit rate	2.2%	1.5%	1.6%	2.8%

Source: BOT

Apart from the rate of return shown above, the other major differences that one needs to consider while comparing the Jikimu Fund with savings deposit rate in the markets are;

- Jikimu Fund returns are net of tax.
- Jikimu Fund is an open-ended fund providing liquidity throughout the year. So, one does not need to time the investments.
- Other instruments have a fixed tenure and if there is an emergency, it entails discounting of these instruments likely at lower value.
- Investing in Jikimu Fund is almost like having the ease of a savings deposit account coupled with the power of return over and above saving account.
- Jikimu fund provides income distribution to eligible investors. (a) Quarterly Income Distribution Plan [TZS 2 million] (b) Annual Income Distribution Plan [TZS 1 million].
- Flexibility in subscription and withdrawals, so one can buy as well as sell units on any business day.

4.0 Economic Indicators

4.1 Gross Domestic Product (GDP)

Measured through GDP, the economy grew by 5.1% in 2023 compared with 4.7% in 2022, driven by agriculture, construction, mining and other sectors. For the year 2024, the economy is projected to grow by 5.4% indicating that the Country has built resilience against disruptions caused by ongoing wars, geopolitical tensions and changing policies in international financial markets. Favourable business conditions and public investment in infrastructure contributed to the growth of the economy. The growth outlook is important for UTT AMIS-managed schemes and the entire economy since it provides indications on future prospects as regards performance of the funds.

Table III: Year-on-Year Real Gross Domestic Product (GDP) Growth Rate

YEAR	2018	2019	2020	2021	2022	2023	2024
(GDP)	7.0%	7.0%	4.8%	4.9%	4.7%	5.1%	5.4%*

* Projected data, GDP; Source: NBS and Bank of Tanzania (BOT)

4.2 Inflation Rate

The table below (Table IV), shows that the inflation rate has remained below 5.0%. According to the Monetary Policy Statement issued in July 2024, the rate has been within the EAC and SADC convergence criteria of 5.0% as the rate in June 2024 and June 2023 was 3.1% and 3.6% respectively. The observed trends of the inflation rate were mostly a result of adequacy of food supply, complemented by prudent monetary and fiscal policies implemented during the period.

Over the medium-term period of 3 to 5 years, inflation is projected to evolve within the target of 5.0%. Hence, having low and stable inflation in the economy is favorable to investors, UTT AMIS, and the economy at large, as it helps in preserving value of invested funds and enables investors keep extra cash for investing.

Table IV: Annual headline inflation from June 2018 to June 2024

Year ended June	2018	2019	2020	2021	2022	2023	2024
Inflation rate	3.7%	3.7%	3.2%	3.6%	4.4%	3.6%	3.1%

Source: National Bureau of Statistics (NBS)

4.3 Banking Sector

During the financial year that ended in June 2024, the banking sector, which constitutes the largest segment of the financial services sector, remained sound, stable, and profitable, with adequate capital and liquidity. Total assets increased by TZS 8.3 trillion to TZS 62.0 trillion in June 2024 from TZS 53.7 trillion in the previous year, mainly driven by growth of deposits. Total customer deposits size rose by 13.7% moving from TZS 35.7 trillion to TZS 40.6 trillion while total loans and bills reached TZS 37.4 trillion compared with TZS 31.5 trillion in the previous year.

On digital banking channels, the reliability of payment systems remained stable, evidenced by a high rate of completed transactions and low downtime, encouraging public usage of the platform in financial services delivery. Moreover, in 2023 the volume and value of Wallet to Bank (W2B) transactions were 6.6 million and TZS 2.7 trillion respectively, reflecting an increase of 34.1% and 25.2% from the prior year.

The stability of the banking sector is important to the schemes and investors as it facilitates economic activities and smoothens subscriptions into the funds. UTT AMIS has successfully integrated systems with a number of commercial banks to enable investors buy units digitally at their convenience.

4.4 Telecommunication Sector

In the telecom market, subscriptions have increased by 11.5 million to 75.5 million in June 2024 compared with an increase of 7.8 million noted in a similar period of the previous year. Either, the subscriptions volume represents the count of all registered active sim cards used at least once in the past three months. Mobile money subscriptions (active sim cards with mobile money service accounts) have also increased by 18.0% moving from 47.2 million to 55.7 million in June 2024.

The volume of subscriptions for the sale of units received by UTT AMIS through the mobile phones was 47.4 billion in 2024 compared with 25.4 billion received in 2023.

For UTT AMIS, the growth of the Telecom sector has positive impact on service delivery as it has enhanced self-service, improved convenience and reduced paper work. Through mobile devices, investors can easily open accounts, buy or/and sell units, and view investment balances or activities by dialing *150*82# or using the UTTAMIS App. In addition, UTT AMIS is considering to increase the withdrawal amount through the mobile platform from the current value of TZS 2.0 million to 5.0 million per day.

4.5 Government Securities

During the financial year that ended in June 2024, the demand for treasury securities in the primary market was higher compared to the volume registered in the previous year.

In the Treasury bills market, the amount offered went down by TZS 0.6 trillion to TZS 2.7 trillion. However, on the demand side, the volume tendered went up by TZS 0.7 trillion to TZS 4.3 trillion from TZS 3.6 trillion in the prior year. Total successful bids increased by TZS 0.1 trillion from TZS 2.5 trillion to TZS 2.6 in 2024.

In the Treasury bonds market, a total of TZS 3.3 trillion were offered for sale compared with TZS 4.3 trillion in the previous year. Bids received for the period rose by TZS 0.6 trillion to TZS 5.2 trillion compared with TZS 4.6 trillion in the preceding year. Successful bids during the period decreased by TZS 1.1 trillion to TZS 2.8 trillion from TZS 3.9 trillion in 2023.

Increase in demand for treasury securities signifies an increase in public awareness on investments and savings. Hence, the increase in awareness and participation in the domestic market helps the schemes under management to enhance liquidity and deliver attractive returns to investors.

4.6 Interest Rates

Interest rates charged on loans and those offered on deposits by banks remained broadly unchanged from last year's pricing. The overall lending rate averaged 15.4% and that of one-year loans at 15.8%. The overall and one-year time deposit interest rates were 7.5% and 8.7%, respectively.

The Treasury Bills Overall Weighted Average Rate (WAR) went up to 8.3% in June 2024 from 6.5% in June 2023. The overall interbank cash market rate (overnight) rose to 7.2% from 5.0%. In January 2024, the Bank of Tanzania shifted from targeting quantity of money (monetary aggregates) to targeting interest rates. During the period, the Bank increased the Central Bank Rate (CBR) from 5.5% to 6.0%.

Yields in the domestic market specifically in the treasury bonds market traded at higher levels compared with rates in the preceding year. The upward movement of interest rates or yields have an upward effect on investors' returns and profitability.

4.7 Foreign Exchange Market

As of 30th June 2024, foreign reserves were more than USD 5.0 billion. The Bank projected that the reserves are sufficient to cover more than four (4) months of imports. The Shilling traded at TZS 2,640.0 per US dollar compared with TZS 2,339.1 per US dollar in June 2023 indicating depreciation of 12.8% compared with 1.0% in the previous year (Table V). The Bank has taken measures including limiting transaction dollarization between residents who are invoicing, quoting, or making payments using foreign currency. These are expected to reduce the demand for foreign currency, increase foreign reserves and stabilize the domestic currency. .

Table V: Year on Year Exchange rate, TZS/USD

Year Ended June	2018	2019	2020	2021	2022	2023	2024
Exchange Rate	2,264.1	2,300.9	2,307.9	2,310.4	2,315.7	2,339.1	2,640.0

Exchange rate; Source: Bank of Tanzania (BOT)

4.8 Capital Market Performance

In the financial year under review, the capital markets remained sound and resilient, with domestic investors participating actively in equity, debt securities and Collective Investment Schemes (CIS).

The market has been active in terms of turnover, new entrances, and activities. During the period, two commercial banks and one utility organization issued corporate bonds worth TZS 482.4 billion. The new corporate bonds were as follows; CRDB Bank issued Kijani Bond for 5 years at 10.25%, NMB Bank sustainable bond (floating), and social bond for 3 years at 9.5%, and a TANGA Water Green Bond for 10 years at 13.5%.

During the period, two Funds were launched targeting to invest in both the stock and debt market. Alpha Capital Ltd launched a Sharia-compliant Fund called Alpha Halal and Timiza Fund by Zan Securities Ltd.

Entrance of new fund managers or new securities in the market is a good development for the financial market. New issuances bring about opportunities for investors and the entrance of new fund managers will increase the number market players and speed up market development.

4.8.1 Secondary Market of Listed Bonds

In the secondary market, the cumulative transaction value of traded bonds grew by TZS 0.6 trillion to TZS 3.5 trillion from TZS 2.9 trillion in the preceding year. On the listed corporate bonds, the transaction value traded was TZS 3.9 billion compared with TZS 1.0 billion in the prior year. Moreover, the transaction value for listed corporate bonds for the current year is higher compared to the value registered in the prior year by TZS 2.9 billion, this increase was due to new listed instruments during the period.

4.8.2 Equity Market

As of 30th June 2024, the market capitalization at the Dar es Salaam Stock Exchange (DSE) was TZS 16.8 trillion, higher by 12.0% from TZS 15.0 trillion on 30th June last year. The percentage of buying local investors during the period was 76.2% compared with 69.6% in 2023. Additionally, the Tanzania Share Index (TSI), which tracks the performance of domestically listed companies, increased by 9.3% to 4475.2. The All-Shares Index (DSEI) increased by 12.0% closing at 2016.9. The total market turnover, during the period, went up by TZS 165.0 billion to TZS 272.6 billion from TZS 107.6 billion in the previous year.

During the period, some of the counters declared and paid dividends to shareholders. The dividends paid per share were as follows; TZS 500 by TCC, TZS 390 by TWIGA (TPCC), TZS 537 by TBL, TZS 361.18 by NMB, TZS 51.33 by SWISS, TZS 9.95 by VODA, TZS 145 by DSE and TZS 50 by CRDB.

4.8.3 Collective Investment Schemes

During the financial year, investments in CIS continued to record growth in terms of assets under management as well as the number of funds in the market. As of 30th June 2024, the CIS market had a total Asset Under Management (AUM) of TZS 2,273.6 billion compared with TZS 1,550.7 billion registered in the previous financial year. The market has registered new funds namely Alpha Halal Fund and Timiza Fund.

4.8.3.1 UTT AMIS Managed Funds/Schemes

The AUM of UTT AMIS managed funds and related services have increased by TZS 702.8 billion compared to an increase of TZS 538.9 billion recorded in the prior year. During the financial year, AUM grew from TZS 1,535.4 billion to TZS 2,238.2 billion. The positive change in total AUM reflected increasing investors' confidence in UTT AMIS products due to safety, competitive returns and flexibility offered by schemes..

4.8.3.2 Watumishi Housing Investments (WHI) – Faida Fund

The AUM of the Faida Fund has also increased by TZS 10.1 billion compared to an increase of TZS 7.4 billion recorded in the previous year. During the year, the AUM grew from TZS 15.3 billion to TZS 25.4 billion. The NAV per unit in June 2024 was TZS 115.8 compared with TZS 104.9 in June 2023.

4.8.3.3 Zan Securities Limited (Zan) – Timiza Fund

The window for the initial offer of the Timiza Unit Trust Scheme (Timiza Fund) was open from 27th May 2024 to 26th June 2024. The Offer Document shows that the Fund planned to raise a total amount of TZS 10.0 billion while the unit price during the offer was TZS 100.0.

Source: Bank of Tanzania (BOT), National Bureau of Statistics (NBS), UTTAMIS, Watumishi Housing, Zan Securities Ltd, and DSE

The Board and Staff of UTT AMIS wish you all a Happy Festive Season and a Prosperous 2025.

Wekeza Uwezeshwe!





Sikimu



9


UTT AMIS
News Bulletin



UTT AMIS News Bulletin
[Containing updates up to 30th SEPTEMBER, 2024]



1.0	Asset Management & Investor Services Summary <ul style="list-style-type: none"> Currently managing six (6) collective investment schemes known as UMOJA FUND, WEKEZA MAISHA FUND, WATOTO FUND, JIKIMU FUND, LIQUID FUND and BOND FUND. Asset Under Management (AUM) value totaling TZS 2.4 trillion. UTT AMIS Plc introduced Wealth Management services with a portfolio worth TZS 33.3 billion. Maintaining a portfolio of around 358,123 investors. Offering competitive returns on client investments.
2.0	General Information on UTT AMIS Launched Schemes



SN	DESCRIPTION	DETAILS																																																																									
2.1	Umoja Fund	<p>The Scheme was launched on 16th May 2005. Umoja Fund is an open-ended balanced scheme, it was the first scheme launched by UTT AMIS. The Fund aims to offer investors an investment that provides medium to long-term capital growth with less volatility in investment activity than pure equity investments, via a diversified portfolio that consists of debt and equity instruments. Some important features of this scheme are as follows:</p> <ul style="list-style-type: none"> Units are sold at NAV [meaning there is no entry load]. Minimum investment amount is equal to the sale value of 10 units. Repurchase amount is payable after deducting 1% exit load on NAV. Flexible entry/ exit provisions – so one can buy as well as sell units on any business day. Partial repurchase is also allowed. <p>'Fact Sheet' as on 30th September, 2024 demonstrates the following returns:</p> <table border="1" style="margin-left: auto; margin-right: auto;"> <thead> <tr> <th>Since Launch [May, 2005]</th> <th>10 Years</th> <th>5 Years</th> <th>2 Years</th> <th>1 Year</th> </tr> </thead> <tbody> <tr> <td>15.1%</td> <td>13.8%</td> <td>16.2%</td> <td>12.9%</td> <td>11.3%</td> </tr> </tbody> </table> <p>UMOJA FUND NAV PER UNIT AND FUND SIZE MOVEMENTS SINCE INCEPTION TO 30th SEPT 2024</p> <table border="1" style="margin-left: auto; margin-right: auto;"> <caption>UMOJA FUND NAV PER UNIT AND FUND SIZE MOVEMENTS SINCE INCEPTION TO 30th SEPT 2024</caption> <thead> <tr> <th>Time</th> <th>Fund Size, TZS Billion</th> <th>NAV Per Unit</th> </tr> </thead> <tbody> <tr><td>Nov-05</td><td>108</td><td></td></tr> <tr><td>Sep-06</td><td>62</td><td></td></tr> <tr><td>Sep-07</td><td>58</td><td></td></tr> <tr><td>Sep-08</td><td>62</td><td></td></tr> <tr><td>Sep-09</td><td>74</td><td></td></tr> <tr><td>Sep-10</td><td>84</td><td></td></tr> <tr><td>Sep-11</td><td>86</td><td></td></tr> <tr><td>Sep-12</td><td>97</td><td></td></tr> <tr><td>Sep-13</td><td>115</td><td></td></tr> <tr><td>Sep-14</td><td>208</td><td></td></tr> <tr><td>Sep-15</td><td>218</td><td></td></tr> <tr><td>Sep-16</td><td>218</td><td></td></tr> <tr><td>Sep-17</td><td>207</td><td></td></tr> <tr><td>Sep-18</td><td>224</td><td></td></tr> <tr><td>Sep-19</td><td>217</td><td></td></tr> <tr><td>Sep-20</td><td>230</td><td></td></tr> <tr><td>Sep-21</td><td>266</td><td></td></tr> <tr><td>Sep-22</td><td>294</td><td></td></tr> <tr><td>Sep-23</td><td>333</td><td></td></tr> <tr><td>Sep-24</td><td>373</td><td></td></tr> </tbody> </table>	Since Launch [May, 2005]	10 Years	5 Years	2 Years	1 Year	15.1%	13.8%	16.2%	12.9%	11.3%	Time	Fund Size, TZS Billion	NAV Per Unit	Nov-05	108		Sep-06	62		Sep-07	58		Sep-08	62		Sep-09	74		Sep-10	84		Sep-11	86		Sep-12	97		Sep-13	115		Sep-14	208		Sep-15	218		Sep-16	218		Sep-17	207		Sep-18	224		Sep-19	217		Sep-20	230		Sep-21	266		Sep-22	294		Sep-23	333		Sep-24	373	
Since Launch [May, 2005]	10 Years	5 Years	2 Years	1 Year																																																																							
15.1%	13.8%	16.2%	12.9%	11.3%																																																																							
Time	Fund Size, TZS Billion	NAV Per Unit																																																																									
Nov-05	108																																																																										
Sep-06	62																																																																										
Sep-07	58																																																																										
Sep-08	62																																																																										
Sep-09	74																																																																										
Sep-10	84																																																																										
Sep-11	86																																																																										
Sep-12	97																																																																										
Sep-13	115																																																																										
Sep-14	208																																																																										
Sep-15	218																																																																										
Sep-16	218																																																																										
Sep-17	207																																																																										
Sep-18	224																																																																										
Sep-19	217																																																																										
Sep-20	230																																																																										
Sep-21	266																																																																										
Sep-22	294																																																																										
Sep-23	333																																																																										
Sep-24	373																																																																										



2.2 **Wekeza Maisha**
[Invest Life]

A Unit Linked Insurance Plan [ULIP] offering twin benefits relating to investment and insurance. The Scheme has a 10-year window of investment with two options; a lump sum for ten years or periodic equal installments over ten years. More than 99.0% of the funds are invested in income-generating instruments and less than 1.0% cover insurance premiums. This fund is suited to investors seeking long-term capital growth through exposure to a broadly diversified portfolio of listed equities and debt instruments.

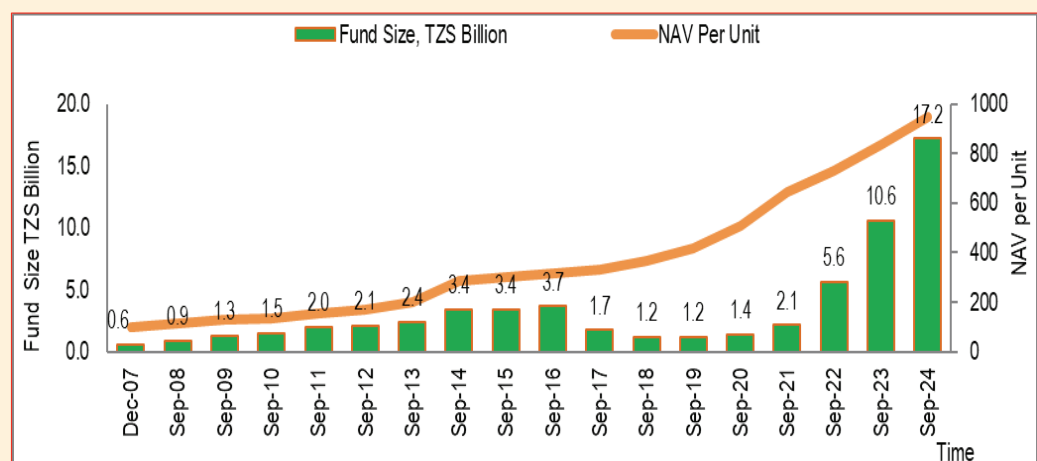
This Scheme was launched on 16th May 2007 with the following important features:

- Investors in the age group of 18 to 55 are allowed to invest.
- Scheme offers investment under two options: (a) Regular Contribution, and (b) Single Contribution
- Units are sold at NAV [meaning no entry load]
- One can join the Scheme by paying as low as TZS 8,340 on a per month basis [applicable where the Chosen Contribution Amount is TZS 1 million]
- Available Insurance Benefits are: - Life Insurance, Personal Accident and Funeral Expenses Cover
- This Scheme is a 'Systematic Investment Plan, whereby one can choose to pay his/her regular contributions on a Monthly, Half-Yearly, or Yearly basis.

'Fact Sheet' as on 30th September, 2024 demonstrates the following returns:

Since Launch [May,2007]	10 Years	5 Years	2 Years	1 Year
13.8%	23.3%	25.5%	14.6%	13.1%

WEKEZA MAISHA NAV PER UNIT AND FUND SIZE MOVEMENT SINCE INCEPTION TO 30th SEPT 2024





2.3

Watoto Fund
[Children's Career Plan]

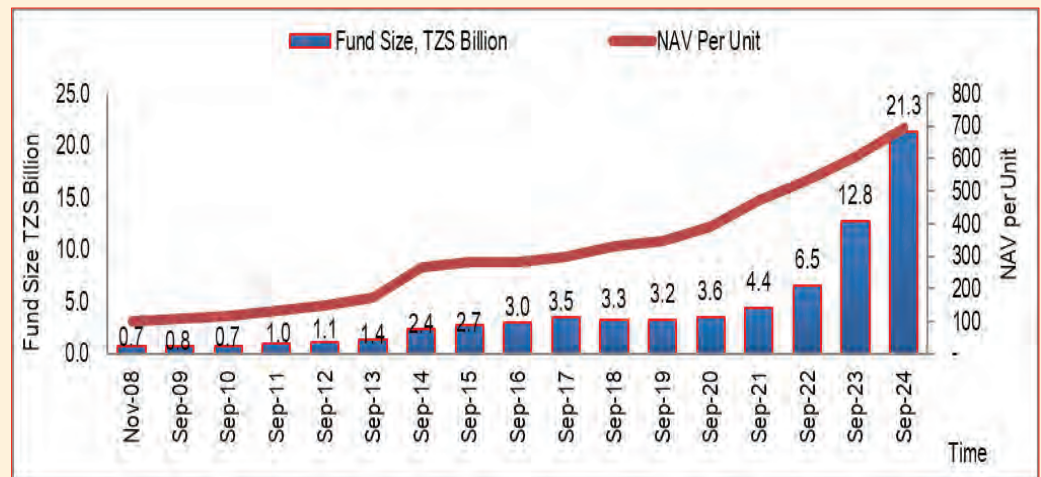
A child benefit-oriented plan, Watoto Fund was the third scheme launched by UTT AMIS as an investment platform aimed at creating a bright future for the young generation through investing in listed equities and debt instruments. The Fund is aimed at children and investments are done in the name of a child up to the age of 18 years. This Scheme was launched on 1st October 2008 with the following important features:

- Investments in the name of a child up to the age of 18 years can be made.
- Minimum Amount for Initial Investment is TZS 10,000 and for any subsequent additional investments is TZS 5,000.
- Units are sold at NAV [meaning no entry load].
- Scheme offers investment under two options: (a) Scholarship Option, and (b) Growth Option; and
- Scholarship as well as Repurchase payments are allowed after the beneficiary has attained 12 years of age.

'Fact Sheet' as of 30th September 2024 demonstrates the following returns:

Since Launch [October,2008]	10 Years	5 Years	2 Years	1 Year
12.9%	16.1%	19.9%	14.8%	14.5%

WATOTO FUND NAV PER UNIT AND FUND SIZE MOVEMENT SINCE INCEPTION TO 30th SEPT 2024



Jikimu Income Scheme

LIVE WELL ... YOU DESERVE IT

2.4

Jikimu Fund
[Regular
Income
Scheme]

Jikimu Fund was the fourth open-ended balanced scheme launched by UTT AMIS on 3rd November 2008, suited to investors seeking long-term capital growth through exposure to a broadly diversified portfolio of listed equities and debt instruments. The Scheme is an investment vehicle providing income and capital growth over time. Income is distributed on a quarterly and annual basis.

The Scheme has the following important features:

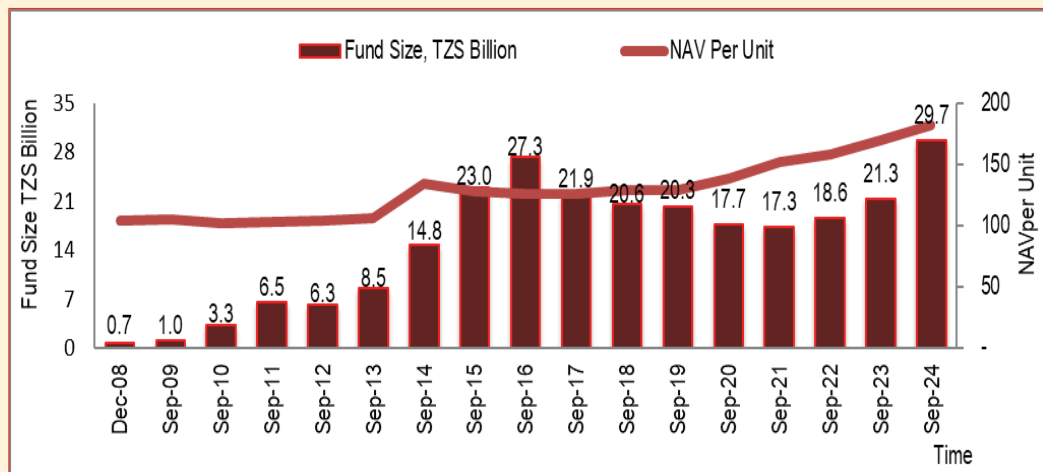
- Investment Plans and Minimum Amount: (a) Quarterly Income Distribution Plan [TZS 2 million] (b) Annual Income Distribution Plan [TZS 1 million] and (c) Annual Re-investment Plan/ Growth [TZS 5,000];
- Units are sold at NAV [meaning no entry load]; and
- Exit Load on Repurchase: (a) 2% for repurchase within 1 year, (b) 1.5% for repurchase between 1-2 years, (c) 1% between 2-3 years, and (d) Nil exit load after 3 years.

'Fact Sheet' as on 30th September, 2024 demonstrates the following returns:

Since Launch [November, 2008]	10 Years	5 Years	2 Years	1 Year
16.1%	16.5%	15.6%	14.9%	14.6%

Total Income Distribution [ID] as on 30 th September, 2024		
Particulars	Amount, Billions TZS	Per Unit TZS
Since Launch [November, 2008]	16.9	185.5
One Year [Oct 23-Sept 24]	1.0	12.0

JIKIMU FUND NAV PER UNIT AND FUND SIZE MOVEMENT SINCE INCEPTION TO 30th SEPT 2024





2.5

Liquid Fund

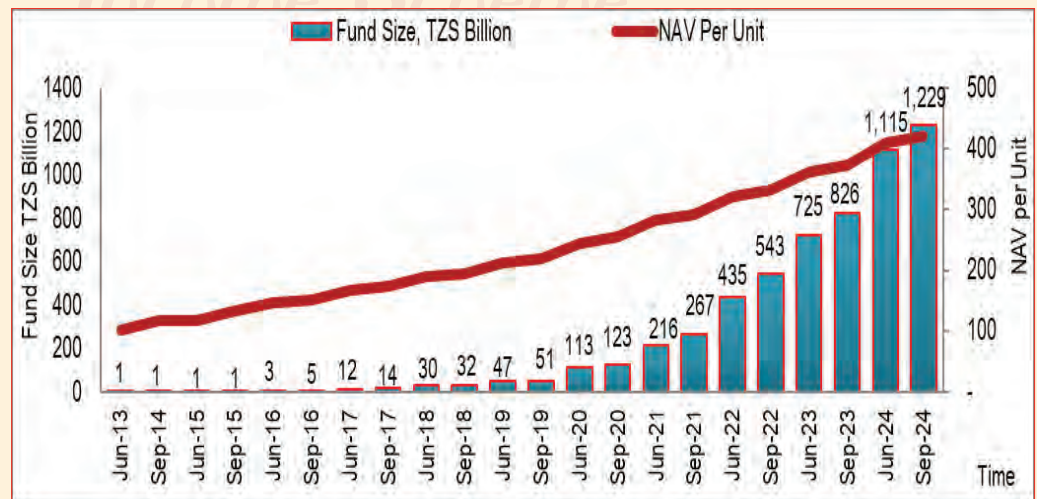
Liquid Fund was the fifth open-ended scheme to be launched by UTT AMIS on 1st March 2013, aimed at providing a high level of liquidity coupled with low risk. The Fund suites Investors seeking short, medium to long-term capital growth through exposure to a broadly diversified portfolio of debt instruments. The Scheme has the following features:

- Suitable for individual investors as well as institutional investors.
- Minimum amount for initial investment is TZS 100,000 and for any subsequent additional investments is TZS 10,000.
- It is open for both Residents as well as Non-residents; and
- There is no exit load.

'Fact Sheet' as on 30th September, 2024 demonstrates the following returns:

Since Launch [March, 2013]	10 Years	5 Years	2 Years	1 Year
13.2%	13.6%	13.9%	13.4%	13.0%

LIQUID FUND NAV PER UNIT AND FUND SIZE MOVEMENT SINCE INCEPTION TO 30th SEPT 2024





2.6 **Bond Fund**

The Bond Fund is the latest open-ended scheme to be launched by UTT AMIS on 16th September 2019, designed to generate periodic income, subject to distributable surplus and capital appreciation to investors. The Fund suites Investors seeking medium to long-term capital growth through exposure to a broadly diversified portfolio of debt instruments. The Fund aims at providing capital appreciation for long-term investors and distributing income, subject to distributable surplus, periodically.

Total Income Distribution [ID] as on 30 th September, 2024		
Particulars	Amount, Billions TZS	Per Unit TZS
Since Launch [Sept, 2019]	69.2	57.0
One Year [Oct 23 - Sept 24]	30.1	12.0

The fund was launched on 16th September 2019 (IPO) with the following features:

- It is open for Tanzanians and Non-Tanzanians Individual and institutional investors; and
- There is no entry and exit load.

The Scheme offers investment options under three plans:

- Reinvestment Plan.
- Monthly Income Distribution Plan; and
- Semi-annual Income Distribution Plan.

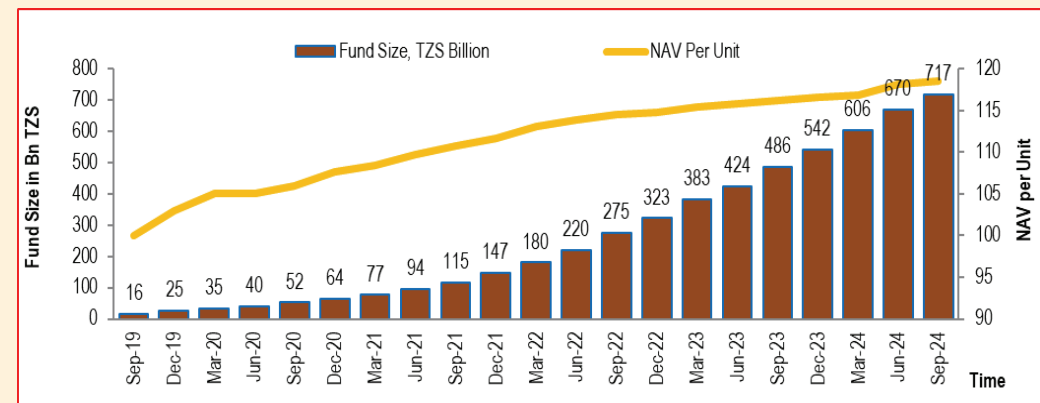
Minimum Initial Investment

- TZS 50,000 for reinvestment option.
- TZS 10 million for monthly income distribution; and (c) TZS 5 million for semi-annual income distribution.

'Fact Sheet' as on 30th September, 2024 demonstrates the following returns:

Annualized Returns [%] as on 30 th September, 2024			
Since Launch [Sept, 2019]	3 Years	2 Years	1 Year
14.5%	13.0%	12.3%	12.4%

BOND FUND NAV PER UNIT AND FUND SIZE MOVEMENT SINCE INCEPTION TO 30th SEPT 2024





2.7	<p>UTT Wealth Management</p>	<p>UTT Wealth Management is a customized financial product tailored to cater investor's need as per the prevailing market conditions.</p> <p>Eligibility Open Investment to individuals and institutional investors for both Tanzanians and foreigners.</p> <p>Minimum Initial Investment Minimum initial of TZS 100 million. Investors can build their wealth with customized portfolio catering to individual specific goals be it capital accumulation or income generation.</p> <p>Fees/Charges We charge an annual management fee ranging from 1.0% on AUM.</p> <p>Investment Policy and Management Contract For each investor, an investment policy and Management contract are established and tailored to the individual client's needs. Investment policy serves as a guide to the client's portfolio.</p> <p>UTT Wealth Management Fund Size Movement from Inception to 30th September 2024</p> <table border="1"> <caption>Funds under Wealth Management Service (TZS - Billions)</caption> <thead> <tr> <th>Date</th> <th>Fund Size (TZS - Billions)</th> </tr> </thead> <tbody> <tr><td>30-Jun-16</td><td>0.8</td></tr> <tr><td>31-Dec-16</td><td>1.5</td></tr> <tr><td>30-Jun-17</td><td>5.0</td></tr> <tr><td>31-Dec-17</td><td>5.4</td></tr> <tr><td>30-Jun-18</td><td>10.3</td></tr> <tr><td>31-Dec-18</td><td>11.0</td></tr> <tr><td>30-Jun-19</td><td>11.4</td></tr> <tr><td>31-Dec-19</td><td>12.8</td></tr> <tr><td>30-Jun-20</td><td>14.0</td></tr> <tr><td>31-Dec-20</td><td>17.2</td></tr> <tr><td>30-Jun-21</td><td>20.8</td></tr> <tr><td>31-Dec-21</td><td>23.0</td></tr> <tr><td>30-Jun-22</td><td>25.1</td></tr> <tr><td>31-Dec-22</td><td>25.3</td></tr> <tr><td>30-Jun-23</td><td>27.6</td></tr> <tr><td>31-Dec-23</td><td>27.7</td></tr> <tr><td>30-Jun-24</td><td>31.8</td></tr> <tr><td>30-Sep-24</td><td>33.3</td></tr> </tbody> </table>	Date	Fund Size (TZS - Billions)	30-Jun-16	0.8	31-Dec-16	1.5	30-Jun-17	5.0	31-Dec-17	5.4	30-Jun-18	10.3	31-Dec-18	11.0	30-Jun-19	11.4	31-Dec-19	12.8	30-Jun-20	14.0	31-Dec-20	17.2	30-Jun-21	20.8	31-Dec-21	23.0	30-Jun-22	25.1	31-Dec-22	25.3	30-Jun-23	27.6	31-Dec-23	27.7	30-Jun-24	31.8	30-Sep-24	33.3
Date	Fund Size (TZS - Billions)																																							
30-Jun-16	0.8																																							
31-Dec-16	1.5																																							
30-Jun-17	5.0																																							
31-Dec-17	5.4																																							
30-Jun-18	10.3																																							
31-Dec-18	11.0																																							
30-Jun-19	11.4																																							
31-Dec-19	12.8																																							
30-Jun-20	14.0																																							
31-Dec-20	17.2																																							
30-Jun-21	20.8																																							
31-Dec-21	23.0																																							
30-Jun-22	25.1																																							
31-Dec-22	25.3																																							
30-Jun-23	27.6																																							
31-Dec-23	27.7																																							
30-Jun-24	31.8																																							
30-Sep-24	33.3																																							
3.0		<p>Investors' Education Column</p>																																						
3.1	<p>Joining/ Investing in UTT launched scheme</p>	<p>Investors can easily join and invest in launched schemes through the following platforms.</p> <p>i. Physical Office By completing the application form and depositing funds in the account of the Fund through branches of CRDB Bank and Licensed Dealing Members of the Dar es Salaam Stock Exchange.</p> <p>ii. Mobile Platforms (SimInvest) Investors can open an account of the fund via mobile phone by using USSD Code *150*82# or UTT AMIS App. After opening a funds account investors can start investing through M-PESA, TIGO PESA, AIRTEL MONEY or via bank transfer. Detailed procedures are provided on the application form. You may also obtain them from: https://www.uttamis.co.tz/invest-with-us-mobile-operators.</p> <ul style="list-style-type: none"> • Contact UTT Call Centre at the following Toll-Free Numbers: 0800112020 or 0754800455 & 544 [voda to voda] or 0715800455 & 544 [tigo to tigo] or 0782800455 [airtel] and obtain your respective scheme's 'Investor Account Number'. • Thereafter, visit any branch of CRDB and deposit the amount you wish to invest [please indicate your investor a/c number on the CRDB's deposit slip]. • Within 10 business days, UTT shall issue/ dispatch a 'Statement of Account [SOA]' to the investor. • Investors can also obtain services from UTT AMIS 'Investor Service Centers' located in: Arusha – Ngorongoro Building 4th Floor, Mwanza - NSSF Building Mezzanine Floor, Mbeya - NHIF Building Second Floor and Dodoma - PSSF Building 6th Floor and Zanzibar - Thabit Kombo Building Third Floor. <i>Contact addresses are provided here below.</i> 																																						

3.2	<p>What is inflation and how does it affect the common man?</p>	<p>In simple economic terms – <i>“Inflation is a rise in the general level of prices of goods and services in an economy over a period of time”</i>. When the price level rises, as an effect each unit of a currency buys fewer goods and services.</p> <p>In an economy though there could be many factors which may contribute towards the high rates of inflation or hyperinflation, however one of the prime reasons among them is - the ‘excessive growth of money supply’. When in a country the money supply grows at a faster pace comparative to the rate of economic growth, it provides an easy fuel to the inflationary powers.</p> <p>Globally, the generally accepted indicators to measure inflation are Wholesale Price Index [WPI], Consumer Price Index [CPI], Personal Consumption Expenditure Price Index [PCEPI], and GDP Deflator etc. The Consumer Price Index [CPI] in a country measures prices of a selection of goods and services as purchased by a representing class of consumers.</p> <p>From a common man’s perspective, it is important to understand that the task of checking inflationary conditions in a country is normally vested with the Central Bank. Time and again such monitoring authorities take various measures as they deem fit & proper to effectively manage the pace of inflation in an economy.</p> <p>Important Lesson: In a rising inflation economy, keep investing at regular intervals even if the amount is small. By practicing a disciplined systematic investment approach, you can ease off the negative impact of rising inflation on your investments.</p>																																																																														
3.3	<p>What is ‘Magic of Compounding’?</p>	<p>Simply put, compounding refers to the re-investment of income at the same rate of return to constantly grow the principal amount, year after year. Cumulative fixed deposits are a prime example of compounding at work, wherein the total interest that you get paid for the period is more than the rate of interest multiplied by the period of the deposit.</p> <p>Would you care too much whether your rate of return is 10% or 12%? The fact is that if you did, it would make a big difference to your wealth creation as time progresses. The benefit from compounding arises primarily from the fact that income keeps growing the principal to generate higher absolute returns each year. Higher rates of return or longer investment periods increase the principal amount in geometric proportions.</p> <p>The Impact of ‘Power of Compounding’:</p> <p>Use the table below, to see the impact of ‘power of compounding’ on one-time investment of TZS 50,000/- and TZS 5,000,000/= with different rates of return and periods.</p> <p>Table I.</p> <table border="1" data-bbox="435 1294 1455 1608"> <thead> <tr> <th rowspan="2">Interest Rate</th> <th colspan="2">12%</th> <th colspan="2">14%</th> </tr> <tr> <th>50,000/=</th> <th>5,000,000/=</th> <th>50,000/=</th> <th>5,000,000/=</th> </tr> </thead> <tbody> <tr> <td>Principle/Time</td> <td></td> <td></td> <td></td> <td></td> </tr> <tr> <td>1</td> <td>56,000.00</td> <td>5,600,000.00</td> <td>57,000.00</td> <td>5,700,000.00</td> </tr> <tr> <td>3</td> <td>70,246.40</td> <td>7,024,640.00</td> <td>74,077.20</td> <td>7,407,720.00</td> </tr> <tr> <td>5</td> <td>88,117.08</td> <td>8,811,708.42</td> <td>96,270.73</td> <td>9,627,072.91</td> </tr> <tr> <td>10</td> <td>155,292.41</td> <td>15,529,241.04</td> <td>185,361.07</td> <td>18,536,106.57</td> </tr> <tr> <td>20</td> <td>482,314.65</td> <td>48,231,465.47</td> <td>687,174.49</td> <td>68,717,449.36</td> </tr> </tbody> </table> <p>The table II below also shows the benefit from investing TZS 50,000,000/= and TZS 100,000,000/=, to see the impact of ‘power of compounding’ on one-time investment with different rates of return and time periods.</p> <p>Table II.</p> <table border="1" data-bbox="435 1776 1455 2089"> <thead> <tr> <th rowspan="2">Interest Rate</th> <th colspan="2">12%</th> <th colspan="2">14%</th> </tr> <tr> <th>50,000,000/=</th> <th>100,000,000/=</th> <th>50,000,000/=</th> <th>100,000,000/=</th> </tr> </thead> <tbody> <tr> <td>Principle/Time</td> <td></td> <td></td> <td></td> <td></td> </tr> <tr> <td>1</td> <td>56,000,000.00</td> <td>112,000,000.00</td> <td>57,000,000.00</td> <td>114,000,000.00</td> </tr> <tr> <td>3</td> <td>70,246,400.00</td> <td>140,492,800.00</td> <td>74,077,200.00</td> <td>148,154,400.00</td> </tr> <tr> <td>5</td> <td>88,117,084.16</td> <td>176,234,168.32</td> <td>96,270,729.12</td> <td>192,541,458.24</td> </tr> <tr> <td>10</td> <td>155,292,410.42</td> <td>310,584,820.83</td> <td>185,361,065.71</td> <td>370,722,131.41</td> </tr> <tr> <td>20</td> <td>482,314,654.66</td> <td>964,629,309.33</td> <td>687,174,493.59</td> <td>1,374,348,987.19</td> </tr> </tbody> </table>	Interest Rate	12%		14%		50,000/=	5,000,000/=	50,000/=	5,000,000/=	Principle/Time					1	56,000.00	5,600,000.00	57,000.00	5,700,000.00	3	70,246.40	7,024,640.00	74,077.20	7,407,720.00	5	88,117.08	8,811,708.42	96,270.73	9,627,072.91	10	155,292.41	15,529,241.04	185,361.07	18,536,106.57	20	482,314.65	48,231,465.47	687,174.49	68,717,449.36	Interest Rate	12%		14%		50,000,000/=	100,000,000/=	50,000,000/=	100,000,000/=	Principle/Time					1	56,000,000.00	112,000,000.00	57,000,000.00	114,000,000.00	3	70,246,400.00	140,492,800.00	74,077,200.00	148,154,400.00	5	88,117,084.16	176,234,168.32	96,270,729.12	192,541,458.24	10	155,292,410.42	310,584,820.83	185,361,065.71	370,722,131.41	20	482,314,654.66	964,629,309.33	687,174,493.59	1,374,348,987.19
Interest Rate	12%			14%																																																																												
	50,000/=	5,000,000/=	50,000/=	5,000,000/=																																																																												
Principle/Time																																																																																
1	56,000.00	5,600,000.00	57,000.00	5,700,000.00																																																																												
3	70,246.40	7,024,640.00	74,077.20	7,407,720.00																																																																												
5	88,117.08	8,811,708.42	96,270.73	9,627,072.91																																																																												
10	155,292.41	15,529,241.04	185,361.07	18,536,106.57																																																																												
20	482,314.65	48,231,465.47	687,174.49	68,717,449.36																																																																												
Interest Rate	12%		14%																																																																													
	50,000,000/=	100,000,000/=	50,000,000/=	100,000,000/=																																																																												
Principle/Time																																																																																
1	56,000,000.00	112,000,000.00	57,000,000.00	114,000,000.00																																																																												
3	70,246,400.00	140,492,800.00	74,077,200.00	148,154,400.00																																																																												
5	88,117,084.16	176,234,168.32	96,270,729.12	192,541,458.24																																																																												
10	155,292,410.42	310,584,820.83	185,361,065.71	370,722,131.41																																																																												
20	482,314,654.66	964,629,309.33	687,174,493.59	1,374,348,987.19																																																																												

Consider table III, IV, V and VI below which highlights the benefit and impact of compounding (magic of compounding) earned from investing TZS 50,000/=, TZS 100,000/=, TZS 500,000/= and TZS 1,000,000/= on monthly basis for different period and rates of return.

Table III. Investment of TZS 50,000/= made on every month for ten years assuming different rates of return and time periods.

No. Deposits	Year/ Rates	10%	12%	14%
12	1	628,278.40	634,125.15	640,037.27
36	3	2,089,091.05	2,153,843.92	2,221,139.98
60	5	3,871,853.61	4,083,483.49	4,309,756.26
120	10	10,242,248.95	11,501,934.47	12,953,445.60
240	20	37,968,441.80	49,462,768.27	65,058,300.25

Table IV. Investment of TZS 100,000/= made on every month for ten years assuming different rates of return and time periods.

No. Deposits	Year/ Rates	10%	12%	14%
12	1	1,256,556.81	1,268,250.30	1,280,074.54
36	3	4,178,182.11	4,307,687.84	4,442,279.95
60	5	7,743,707.22	8,166,966.99	8,619,512.51
120	10	20,484,497.89	23,003,868.95	25,906,891.21
240	20	75,936,883.60	98,925,536.54	130,116,600.51

Table V. Investment of TZS 500,000/= made on every month for ten years assuming different rates of return and time periods.

No. Deposits	Year/ Rates	10%	12%	14%
12	1	6,282,784.05	6,341,251.51	6,400,372.68
36	3	20,890,910.55	21,538,439.18	22,211,399.75
60	5	38,718,536.09	40,834,834.93	43,097,562.55
120	10	102,422,489.45	115,019,344.73	129,534,456.05
240	20	379,684,417.99	494,627,682.69	650,583,002.53

Table VI. Investment of TZS 1,000,000/= made on every month to year ten with different rates of return and time periods.

No. Deposits	Year/ Rates	10%	12%	14%
12	1	12,565,568.09	12,682,503.01	12,800,745.36
36	3	41,781,821.09	43,076,878.36	44,422,799.50
60	5	77,437,072.17	81,669,669.86	86,195,125.10
120	10	204,844,978.90	230,038,689.46	259,068,912.10
240	20	759,368,835.99	989,255,365.39	1,301,166,005.06

By now, you've probably figured out the obvious conclusion from the above table. It is literally 'a waste of time and money' to let your wealth lie in low-income yielding investments for prolonged periods of time. You also must realize that **TIME** and **RATE OF RETURN** are the sources of the magic of compounding!!

Important Lessons: (1) Look for an investment opportunity, which can offer you comparatively superior returns; and (2) remain invested for a long time to avail the benefit of 'Magic of Compounding'.

4.0	Contact us	<p>For any additional information on UTT launched schemes, please contact us at the following address:</p> <p>DAR ES SALAAM OFFICE The Managing Director, UTT AMIS Plc, 2nd Floor, Sukari House, Sokoine Drive/ Ohio Street, P.O.Box 14825, Dar es Salaam Phone No: +255 22 2128460 Toll Free: 0800112020 Fax No: +255 22 2137593 Email: uwekezaji@uttamis.co.tz Website: www.uttamis.co.tz</p> <p>ARUSHA OFFICE 4th Floor, Ngorongoro Conservation Office, P.O. Box 2490, Arusha, Phone No: +255 (0) 27 2970625 Fax: +255 (0) 22 2137593 Email: uwekezaji@uttamis.co.tz</p> <p>MBEYA OFFICE 2nd Floor, NHIF Tower, Mbeya P.O. Box 1210, Mbeya, Phone No: +255 (0) 25 2500371 Fax: +255 (0) 22 2137593 Email: uwekezaji@uttamis.co.tz</p> <p>DODOMA OFFICE 6th Floor, PSSSF House, P.O. Box 1310, Makole Street, Dodoma - Tanzania, Phone No: +255 26 2323861 Fax No: +255 26 2323862 Email: uwekezaji@uttamis.co.tz</p> <p>MWANZA OFFICE Mezzanine, NSSF Commercial Complex P.O. Box 640, Mwanza, Phone No: +255 (0) 28 2505072 Fax: +255 (0) 22 2137593 Email: uwekezaji@uttamis.co.tz</p> <p>ZANZIBAR OFFICE 3rd Floor, Sheikh Thabit Kobo Building- Michezani P.O. Box 2190, Zanzibar, Phone No: +255 (0) 242941274 Fax: +255 (0) 22 2137593 Email: uwekezaji@uttamis.co.tz</p>
-----	-------------------	---

Jikimu

Income Scheme

LIVE WELL ...YOU DESERVE IT

OTHER UTT AMIS SCHEMES

